

ISS®

ISIKSAN



2023-2024 | ÜRÜN KATALOĞU  
PRODUCT CATALOGUE



# 2023-2024

## ÜRÜN KATALOĞU PRODUCT CATALOGUE

Bu katalogda kullanılan araç marka ve model isimleri referans amaçlıdır. Ürünlerimiz orjinal deęişen parçalar olmamakla beraber orjinal parçaların yerine kullanılabilir.

All trademarks and veicle models (including their names and pictures) mentioned in this catalogue are for referance only. Our production is not original replacement parts but interchangeable againts original parts.



## HAKKIMIZDA

1980 yılında ilk yardım çantası imalatıyla sektöre adımını atan firmamız, 1983'te reflektör ve stop lamba imalatıyla devam etmiş, bugün otomotiv sektöründe hatırı sayılır bir konuma yükselmiştir.

ISIKSAN Otomotiv, bir aile şirketi olarak kurulmuştur. Küçükçekmece'de 50 m2 lik küçük bir alanda başlayan serüven kısa süre içinde, yine Küçükçekmece'de 700 m2'lik alana taşınmıştır. Ancak işlerini günden güne büyüterek, bugün de faaliyet gösterdiği İstanbul/Silivri bölgesinde 4000 m2 kapalı alanda uzun yıllar çalışmalarını sürdürmüş, ağır ve hafif ticari araçların stop-sinyal-kuyruk-tepe ve çalışma lambaları konusunda sektörün enlerinden olmayı başararak kapalı-açık toplam 15000 m2 alanda faaliyetlerine devam etmektedir.

Bugün "Stop, Sinyal ve Sis lambaları, Çalışma lambaları ve Yangın Tüpü Dolabı ve otomotiv aksesuarları" üretmekte ve ağırlıklı olarak ihracata yoğunlaşarak ülke ekonomisine önemli katkılar sağlamayı kendine görev edinmiştir.

Üretim kapasitesini ve ürün çeşitliliğini artırarak, tecrübeli ekibi ve tüm standartlara uygun hizmet sağlayacak anlayışla, gerekli görülen Belge (E, CE, ISO) çalışmalarıyla yoluna emin adımlarla devam etmektedir.

Kurulduğu günden itibaren güvenilirlik, kaliteli ürün ve uygun fiyat politikası ile sektörün aranan firmalarından biri olmayı başarmıştır. Her geçen gün gelişen makine parkuru ile daha kaliteli ve daha hızlı üretim amacına ulaşmaktadır.

## ABOUT US

Our company stepped into the sector with the manufacturing of first aid kits in 1980, continued with the production of warning triangles and stop lamps in 1983, and today has become a considerable position in the automotive sector.

ISIKSAN Otomotiv was established as a family company in a small area of 50 m2, then moved to an area of 700 m2 in Küçükçekmece. Thanks to growing business relationships, our company continued its work for many years in a 4000 m2 closed area in the Silivri/ Istanbul where current production successfully continuing in a total indoor-outdoor area of 15000 m2 in today.

"Together with Stop, Signal, Side, Rear, Reective and Working Lamps with Bulb and/or Led tail lights and automotive accessory production for Heavy and Light Trucks", our company focuses on export in order to provide significant contributions to the country economy.

By increasing production capacity and product variety with its experienced team and understanding that will provide service in accordance with international standards, IşıkSAN Otomotiv continues on its way with the necessary quality process (E, CE, ISO).

Since the day it was founded, it has managed to become one of the sought-after companies in the sector with its reliability, quality products and reasonable price policy.

With its ever-developing machine park, our company achieves its goal of higher quality and mass production.

## SERTİFİKALARIMIZ / OUR CERTIFICATES



Sertifikalarımız / Our Certificates







## İÇİNDEKİLER / INDEX

	Hakkımızda / <i>About Us</i> .....	3 - 7
	Stop Lambalar / <i>Tail Lamps</i> / Ağır Ticari Araçlar / <i>Heavy Commercial</i> .....	9 - 21
	Stop Lambalar / <i>Tail Lamps</i> / Hafif Ticari Araçlar / <i>Light Commercial</i> .....	22
	Yan Sinyal Lambalar / <i>Signal Lamps</i> .....	23 - 29
	Led Lambalar / <i>Led Lamps</i> .....	30 - 47
	Tepe İkaz Lambaları / <i>Rotating Beacon</i> .....	48
	Çalışma Lambaları / <i>Working Lamps</i> .....	49 - 50
	Reflektörler / <i>Reflectors</i> .....	51
	Aksesuarlar / <i>Accessories</i> .....	52
	<i>Universal</i> .....	53

KOD ITEM NO	SAYFA PAGE	KOD ITEM NO	SAYFA PAGE	KOD ITEM NO	SAYFA PAGE	KOD ITEM NO	SAYFA PAGE	KOD ITEM NO	SAYFA PAGE
ISS 1001 C	20	ISS 1023 LK LH	13	ISS 1034 C	9	ISS 10403 K (12V)	30	ISS 20021	45
ISS 1001 LK LH	20	ISS 1023 LK RH	13	ISS 1034 LK LH	9	ISS 10403 K (24V)	30	ISS 20022	45
ISS 1001 LK RH	20	ISS 1023 LKF LH	13	ISS 1034 LK RH	9	ISS 10403 U (12V)	30	ISS 20061 L	29
ISS 1002 C	20	ISS 1023 LKF RH	13	ISS 1034 LS LH	9	ISS 10403 U (24V)	30	ISS 20062 L	29
ISS 1002 LK LH	20	ISS 1023 LS LH	13	ISS 1034 LS RH	9	ISS 10404 K (12-24V)	30	ISS 20063 L	29
ISS 1002 LK RH	20	ISS 1023 LS RH	13	ISS 1035 C	9	ISS 10404 K (12V)	30	ISS 20064 L	29
ISS 1003 C	20	ISS 1023 LSF LH	13	ISS 1035 LK LH	9	ISS 10404 K (24V)	30	ISS 2007 C KIRMIZI	29
ISS 1003 LK	20	ISS 1023 LSF RH	13	ISS 1035 LK RH	9	ISS 10404 U (12-24V)	30	ISS 2007 C MAVİ	29
ISS 1004 C	20	ISS 1028 C	18	ISS 1035 LS LH	9	ISS 10404 U (12V)	30	ISS 2007 C SİYAH	29
ISS 1004 LK	20	ISS 1028 LK	18	ISS 1035 LS RH	9	ISS 10404 U (24V)	30	ISS 2007 L KIRMIZI	29
ISS 1005 C	15	ISS 1029 C	18	ISS 1036 C RH/LH	9	ISS 10404 WU(24V)	30	ISS 2007 L MAVİ	29
ISS 1005 LK LH	15	ISS 1029 LK	18	ISS 1036 LK LH	9	ISS 10404 WK (24V)	30	ISS 2007 L SİYAH	29
ISS 1005 LK RH	15	ISS 1030 C RH/LH	18	ISS 1036 LK RH	9	ISS 10405 K (12V)	31	ISS 20081	42
ISS 1005 LS LH	15	ISS 1030 CM RH/LH	17	ISS 1036 LS LH	9	ISS 10405 K (24V)	31	ISS 20082	42
ISS 1005 LS RH	15	ISS 1030 LK LH	18	ISS 1036 LS RH	9	ISS 10405 U (12V)	31	ISS 20083	42
ISS 1006 C	15	ISS 1030 LK RH	18	ISS 1037 C RH/LH	10	ISS 10405 U (24V)	31	ISS 2009 B	51
ISS 1006 LK LH	15	ISS 1030 LKM LH	17	ISS 1037 LK LH	10	ISS 10406 K (12V)	31	ISS 2009 R	51
ISS 1006 LK RH	15	ISS 1030 LKM RH	17	ISS 1037 LK RH	10	ISS 10406 K (24V)	31	ISS 2009 W	51
ISS 1006 LS LH	15	ISS 1030 LS LH	18	ISS 1037 LS LH	10	ISS 10406 U (12V)	31	ISS 2009 Y	51
ISS 1006 LS RH	15	ISS 1030 LS RH	18	ISS 1037 LS RH	10	ISS 10406 U (24V)	31	ISS 2010 B	51
ISS 1007 C	15	ISS 1030 LSM LH	17	ISS 1038 C	10	ISS 10407	32	ISS 2010 R	51
ISS 1007 LK	15	ISS 1030 LSM RH	17	ISS 1038 LK LH	10	ISS 10408	32	ISS 2010 W	51
ISS 1008 L	28	ISS 1032 C	16	ISS 1038 LK RH	10	ISS 10409	32	ISS 2010 Y	51
ISS 1009 L	28	ISS 1032 CP	16	ISS 1038 LS LH	10	ISS 10410	32	ISS 2011 B	51
ISS 1010 C	19	ISS 1032 LK	16	ISS 1038 LS RH	10	ISS 1050 C	11	ISS 2011 R	51
ISS 1010 LK	19	ISS 1032 LKD LH	16	ISS 1039 C RH/LH	10	ISS 1050 LK LH	11	ISS 2011 W	51
ISS 1011 C	19	ISS 1032 LKD RH	16	ISS 1039 LK LH	10	ISS 1050 LK RH	11	ISS 2011 Y	51
ISS 1011 LK	19	ISS 1032 LKDP LH	16	ISS 1039 LK RH	10	ISS 1050 LS LH	11	ISS 20201	46
ISS 1012 C	13	ISS 1032 LKDP RH	16	ISS 1039 LS LH	10	ISS 1050 LS RH	11	ISS 20202	46
ISS 1012 LK LH	13	ISS 1032 LKP	16	ISS 1039 LS RH	10	ISS 1051 C	11	ISS 20203	46
ISS 1012 LK RH	13	ISS 1032 LS	16	ISS 1040 C	31	ISS 1051 LK LH	11	ISS 20211	27
ISS 1012 LS LH	13	ISS 1032 LSD LH	16	ISS 10401 K (12-24V)	30	ISS 1051 LK RH	11	ISS 20212	27
ISS 1012 LS RH	13	ISS 1032 LSD RH	16	ISS 10401 K (12V)	30	ISS 1051 LS LH	11	ISS 20213	27
ISS 1019 C	19	ISS 1032 LSDP LH	16	ISS 10401 K (24V)	30	ISS 1051 LS RH	11	ISS 20221	27
ISS 1019 LK	19	ISS 1032 LSDP RH	16	ISS 10401 U (12-24V)	30	ISS 1052 C	11	ISS 20222	27
ISS 1020 C	14	ISS 1032 LSP	16	ISS 10401 U (12V)	30	ISS 1052 LK LH	11	ISS 20223	27
ISS 1020 LK	14	ISS 1033 C	17	ISS 10401 U (24V)	30	ISS 1052 LK RH	11	ISS 20301	40
ISS 1021 C	14	ISS 1033 LK	17	ISS 10401 WU(24V)	30	ISS 1052 LS LH	11	ISS 20302	40
ISS 1021 LK	14	ISS 1033 LKD LH	17	ISS 10401 WK (24V)	30	ISS 1052 LS RH	11	ISS 20303	40
ISS 1022 C	14	ISS 1033 LKD RH	17	ISS 10402 K (12V)	30	ISS 2002 C	28	ISS 20301 F	40
ISS 1022 LK	14	ISS 1033 LS	17	ISS 10402 K (24V)	30	ISS 2002 L K/B	28	ISS 20302 F	40
ISS 1023 C LH/RH	13	ISS 1033 LSD LH	17	ISS 10402 U (12V)	30	ISS 2002 L K/S	28	ISS 20303 F	40
ISS 1023 CF LH/RH	13	ISS 1033 LSD RH	17	ISS 10402 U (24V)	30				

KOD ITEM NO	SAYFA PAGE	KOD ITEM NO	SAYFA PAGE	KOD ITEM NO	SAYFA PAGE	KOD ITEM NO	SAYFA PAGE	KOD ITEM NO	SAYFA PAGE
ISS 20402 L LH	33	ISS 4016 LH	24	ISS 40331	40	ISS 40441 L	44	ISS 5000 LSB LH	12
ISS 20402 L RH	33	ISS 4016 RH	24	ISS 40332	40	ISS 40442 L	44	ISS 5000 LSB RH	12
ISS 20403 L LH	33	ISS 40171	24	ISS 40333	40	ISS 40451 L	45	ISS 5000 LSDB LH	12
ISS 20403 L RH	33	ISS 40172	24	ISS 40341	39	ISS 40452 L	45	ISS 5000 LSDB RH	12
ISS 20404 L	33	ISS 40181	26	ISS 40342	39	ISS 40461	42	ISS 5000 LSDB LH	12
ISS 20405 L LH	33	ISS 40182	26	ISS 40343	39	ISS 40461 F	42	ISS 5000 LSDB RH	12
ISS 20405 L RH	33	ISS 4020	27	ISS 40351	46	ISS 40461 F18	42	ISS 5000 LSS LH	12
ISS 20406 L LH	34	ISS 4020 LS	27	ISS 40351 F	46	ISS 40461 W	42	ISS 5000 LSS RH	12
ISS 20406 L RH	34	ISS 4022 L LH	24	ISS 40351 F18	46	ISS 40462	42	ISS 5010	49
ISS 20407 L LH	34	ISS 4022 L RH	24	ISS 40351 W	46	ISS 40462 F	42	ISS 50201	49
ISS 20407 L RH	34	ISS 4022 LK LH	24	ISS 40352	46	ISS 40462 F18	42	ISS 50202	49
ISS 20408 L LH	34	ISS 4022 LK RH	24	ISS 40352 F	46	ISS 40462 W	42	ISS 50203	49
ISS 20408 L RH	34	ISS 4023 L	25	ISS 40352 F18	46	ISS 40463	42	ISS 50204	49
ISS 20409 L LH	34	ISS 4023 LK	25	ISS 40352 W	46	ISS 40463 F	42	ISS 50205	49
ISS 20409 L RH	34	ISS 4024 L	25	ISS 40353	46	ISS 40463 F18	42	ISS 50206	49
ISS 20410 L LH	35	ISS 4024 LK	25	ISS 40353 F	46	ISS 40463 W	42	ISS 50301	49
ISS 20410 L RH	35	ISS 4025	25	ISS 40353 F18	46	ISS 40471 CCF	42	ISS 50302	49
ISS 20411 L LH	35	ISS 4026	26	ISS 40353 W	46	ISS 40471 RCF	42	ISS 50303	49
ISS 20411 L RH	35	ISS 40271	39	ISS 40361	43	ISS 40472 CCF	42	ISS 50304	49
ISS 20412 L LH	35	ISS 40272	39	ISS 40362	43	ISS 40472 RCF	42	ISS 50305	49
ISS 20412 L RH	35	ISS 40273	39	ISS 40363	43	ISS 40473 CCF	42	ISS 50306	49
ISS 20413 L LH	36	ISS 40281	38	ISS 4037 L LH	26	ISS 40473 RCF	42	ISS 5040	50
ISS 20413 L RH	36	ISS 40282	38	ISS 4037 L RH	26	ISS 40471 CWD	42	ISS 5050	50
ISS 20414 L LH	36	ISS 40283	38	ISS 4037 LS LH	26	ISS 40471 WWD	42	ISS 5051	50
ISS 20414 L RH	36	ISS 40284	38	ISS 4037 LS RH	26	ISS 40472 CWD	42	ISS 60001 L	48
ISS 20415 L LH	36	ISS 40291	41	ISS 40381 L	38	ISS 40472 WWD	42	ISS 60002 L	48
ISS 20415 L RH	36	ISS 40292	41	ISS 40382 L	38	ISS 40473 CWD	42	ISS 60003 L	48
ISS 20416 L LH	36	ISS 40293	41	ISS 40383 L	38	ISS 40473 WWD	42	ISS 60004 L	48
ISS 20416 L RH	36	ISS 40301	41	ISS 40384 L	38	ISS 40481	38	ISS 60101 L	48
ISS 20417 L LH	37	ISS 40302	41	ISS 40391 L	43	ISS 4049 L LH	23	ISS 60102 L	48
ISS 20417 L RH	37	ISS 40303	41	ISS 40392 L	43	ISS 4049 L RH	23	ISS 60103 L	48
ISS 3000	52	ISS 40311	39	ISS 40393 L	43	ISS 4049 LK LH	23	ISS 60104 L	48
ISS 3001	52	ISS 40311 F	39	ISS 40394 L	43	ISS 4049 LK RH	23	ISS 60201 L	48
ISS 4001 L LH	22	ISS 40311 FLM+MR	39	ISS 40395 L	43	ISS 40501	47	ISS 60202 L	48
ISS 4001 L RH	22	ISS 40311 FLR	39	ISS 40401 L	41	ISS 40511	47	ISS 60203 L	48
ISS 4001 LS LH	22	ISS 40311 W	39	ISS 40402 L	41	ISS 40521	47	ISS 60204 L	48
ISS 4001 LS RH	22	ISS 40312	39	ISS 40403 L	41	ISS 5000 CB	12	ISS 60401 L	48
ISS 4002 L LH	22	ISS 40312 F	39	ISS 40411 L	44	ISS 5000 CS RH/LH	12	ISS 60402 L	48
ISS 4002 L RH	22	ISS 40312 FLM+MR	39	ISS 40412 L	44	ISS 5000 LKB LH	12	ISS 60403 L	48
ISS 4002 LS LH	22	ISS 40312 FLR	39	ISS 40413 L	44	ISS 5000 LKB RH	12	ISS 60404 L	48
ISS 4002 LS RH	22	ISS 40312 W	39	ISS 40414 L	44	ISS 5000 LKDB LH	12	ISS 7001	53
ISS 4003 L LH	22	ISS 40313	39	ISS 40421 L	44	ISS 5000 LKDB RH	12	ISS 8000	52
ISS 4003 L RH	22	ISS 40313 F	39	ISS 40422 L	44	ISS 5000 LKDS LH	12	ISS 8000 K	52
ISS 4003 LS LH	22	ISS 40313 FLM+MR	39	ISS 40423 L	44	ISS 5000 LKDS RH	12	ISS 8001	52
ISS 4003 LS RH	22	ISS 40313 FLR	39	ISS 40424 L	44	ISS 5000 LKS LH	12	ISS 8002	52
ISS 4004 L LH	21	ISS 40313 W	39	ISS 40431 L	46	ISS 5000 LKS RH	12	ISS 8003	52
ISS 4004 L RH	21	ISS 40321	43	ISS 40432 L	46				
ISS 4004 C LH	21	ISS 40322	43	ISS 40433 L	46				
ISS 4004 C RH	21	ISS 40323	43						



**İŞIKSAN**

**OTOMOTİV AYDINLATMA SİSTEMLERİ**  
**AUTOMOTIVE LIGHTING SYSTEMS**





## ACTROS

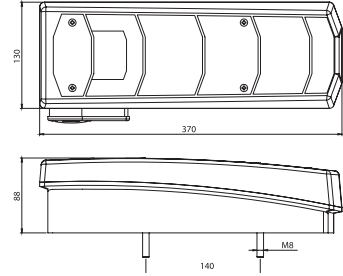
## Stop Lamba / Tail Lamp



KOD / ITEM NO	ÖZELLİKLER / FEATURES
ISS 1034 LK LH	Kablolu (Sol) / With Cable (Left)
ISS 1034 LK RH	Kablolu (Sağ) / With Cable (Right)
ISS 1034 LS LH	Soketli (Sol) / With Socket (Left)
ISS 1034 LS RH	Soketli (Sağ) / With Socket (Right)
ISS 1034 C	Cam / Lens

### AMPUL / BULB: 21W,5W

KOLİ ÖZELLİKLER / BOX FEATURES	ÖLÇÜ / SIZE
KOLİ EBADI / BOX SIZE	710 x 450 x 420
KOLİ İÇİ ADEDİ / BOX IN PCS.	15
KOLİ AĞIRLIĞI / BOX WEIGHT	18,15 kg
CAM KOLİ EBADI / LENS BOX SIZE	680 x 390 x 415
CAM KOLİ İÇİ ADEDİ / LENS BOX IN PCS.	30



## ATEGO

## Stop Lamba / Tail Lamp



KOD / ITEM NO	ÖZELLİKLER / FEATURES
ISS 1035 LK LH	Kablolu (Sol) / With Cable (Left)
ISS 1035 LK RH	Kablolu (Sağ) / With Cable (Right)
ISS 1035 LS LH	Soketli (Sol) / With Socket (Left)
ISS 1035 LS RH	Soketli (Sağ) / With Socket (Right)
ISS 1035 C	Cam / Lens

### AMPUL / BULB: 21W,5W

KOLİ ÖZELLİKLER / BOX FEATURES	ÖLÇÜ / SIZE
KOLİ EBADI / BOX SIZE	690 x 370 x 410
KOLİ İÇİ ADEDİ / BOX IN PCS.	15
KOLİ AĞIRLIĞI / BOX WEIGHT	14,25 kg
CAM KOLİ İÇİ ADEDİ / LENS BOX IN PCS.	75

## MAN

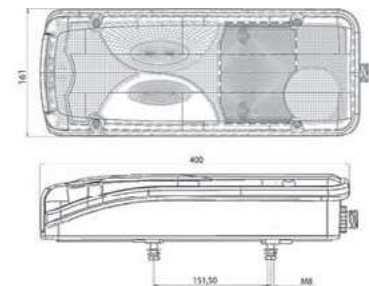
## Stop Lamba / Tail Lamp



KOD / ITEM NO	ÖZELLİKLER / FEATURES
ISS 1036 LK LH	Kablolu (Sol) / With Cable (Left)
ISS 1036 LK RH	Kablolu (Sağ) / With Cable (Right)
ISS 1036 LS LH	Soketli (Sol) / With Socket (Left)
ISS 1036 LS RH	Soketli (Sağ) / With Socket (Right)
ISS 1036 C RH/LH	Cam (Sağ-Sol) / Lens (Right-Left)

### AMPUL / BULB: 21W,5W

KOLİ ÖZELLİKLER / BOX FEATURES	ÖLÇÜ / SIZE
KOLİ EBADI / BOX SIZE	675 x 385 x 440
KOLİ İÇİ ADEDİ / BOX IN PCS.	12
KOLİ AĞIRLIĞI / BOX WEIGHT	14,75 kg
CAM KOLİ İÇİ ADEDİ / LENS BOX IN PCS.	24



## DAF

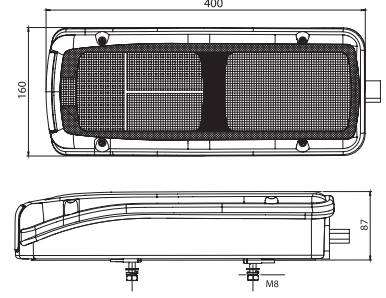
## Stop Lamba / Tail Lamp



**AMPUL / BULB: 21W,5W**

KOLİ ÖZELLİKLER / BOX FEATURES	ÖLÇÜ / SIZE
KOLİ EBADI / BOX SIZE	675 x 385 x 440
KOLİ İÇİ ADEDİ / BOX IN PCS.	12
KOLİ AĞIRLIĞI / BOX WEIGHT	15,60 kg
CAM KOLİ İÇİ ADEDİ / LENS BOX IN PCS.	24

KOD / ITEM NO	ÖZELLİKLER / FEATURES
ISS 1037 LK LH	Kablolu (Sol) / With Cable (Left)
ISS 1037 LK RH	Kablolu (Sağ) / With Cable (Right)
ISS 1037 LS LH	Soketli (Sol) / With Socket (Left)
ISS 1037 LS RH	Soketli (Sağ) / With Socket (Right)
ISS 1037 C RH/LH	Cam (Sağ-Sol) / Lens (Right-Left)



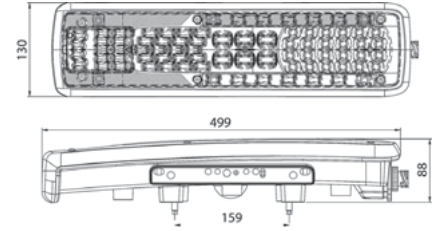
## VOLVO

## Stop Lamba / Tail Lamp



KOLİ ÖZELLİKLER / BOX FEATURES	ÖLÇÜ / SIZE
KOLİ EBADI / BOX SIZE	560 x 500 x 540
KOLİ İÇİ ADEDİ / BOX IN PCS.	16
KOLİ AĞIRLIĞI / BOX WEIGHT	23,45 kg
CAM KOLİ İÇİ ADEDİ / LENS BOX IN PCS.	32

KOD / ITEM NO	ÖZELLİKLER / FEATURES
ISS 1038 LK LH	Kablolu (Sol) / With Cable (Left)
ISS 1038 LK RH	Kablolu (Sağ) / With Cable (Right)
ISS 1038 LS LH	Soketli (Sol) / With Socket (Left)
ISS 1038 LS RH	Soketli (Sağ) / With Socket (Right)
ISS 1038 C	Cam / Lens



## SCANIA

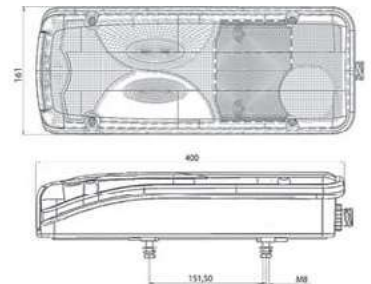
## Stop Lamba / Tail Lamp



**AMPUL / BULB: 21W,5W**

KOLİ ÖZELLİKLER / BOX FEATURES	ÖLÇÜ / SIZE
KOLİ EBADI / BOX SIZE	675 x 385 x 440
KOLİ İÇİ ADEDİ / BOX IN PCS.	12
KOLİ AĞIRLIĞI / BOX WEIGHT	14,75 kg
CAM KOLİ İÇİ ADEDİ / LENS BOX IN PCS.	24

KOD / ITEM NO	ÖZELLİKLER / FEATURES
ISS 1039 LK LH	Kablolu (Sol) / With Cable (Left)
ISS 1039 LK RH	Kablolu (Sağ) / With Cable (Right)
ISS 1039 LS LH	Soketli (Sol) / With Socket (Left)
ISS 1039 LS RH	Soketli (Sağ) / With Socket (Right)
ISS 1039 C RH/LH	Cam (Sağ-Sol) / Lens (Right-Left)



## VOLVO FL-FM

## Stop Lamba / Tail Lamp



KOD / ITEM NO	ÖZELLİKLER / FEATURES
ISS 1050 LK LH	Kablolu (Sol) / With Cable (Left)
ISS 1050 LK RH	Kablolu (Sağ) / With Cable (Right)
ISS 1050 LS LH	Soketli (Sol) / With Socket (Left)
ISS 1050 LS RH	Soketli (Sağ) / With Socket (Right)
ISS 1050 C	Cam / Lens

### AMPUL / BULB: 21W,5W

KOLİ ÖZELLİKLER / BOX FEATURES	ÖLÇÜ / SIZE
KOLİ EBADI / BOX SIZE	690 x 370 x 410
KOLİ İÇİ ADEDİ / BOX IN PCS.	15
KOLİ AĞIRLIĞI / BOX WEIGHT	18,15 kg
CAM KOLİ İÇİ ADEDİ / LENS BOX IN PCS.	30

## RENAULT PREMIUM

## Stop Lamba / Tail Lamp



KOD / ITEM NO	ÖZELLİKLER / FEATURES
ISS 1051 LK LH	Kablolu (Sol) / With Cable (Left)
ISS 1051 LK RH	Kablolu (Sağ) / With Cable (Right)
ISS 1051 LS LH	Soketli (Sol) / With Socket (Left)
ISS 1051 LS RH	Soketli (Sağ) / With Socket (Right)
ISS 1051 C	Cam / Lens

### AMPUL / BULB: 21W,5W

KOLİ ÖZELLİKLER / BOX FEATURES	ÖLÇÜ / SIZE
KOLİ EBADI / BOX SIZE	560 x 500 x 540
KOLİ İÇİ ADEDİ / BOX IN PCS.	16
KOLİ AĞIRLIĞI / BOX WEIGHT	21,4 kg
CAM KOLİ İÇİ ADEDİ / LENS BOX IN PCS.	32

## VOLVO FH II - FM II

## Stop Lamba / Tail Lamp



KOD / ITEM NO	ÖZELLİKLER / FEATURES
ISS 1052 LK LH	Kablolu (Sol) / With Cable (Left)
ISS 1052 LK RH	Kablolu (Sağ) / With Cable (Right)
ISS 1052 LS LH	Soketli (Sol) / With Socket (Left)
ISS 1052 LS RH	Soketli (Sağ) / With Socket (Right)
ISS 1052 C	Cam / Lens

### AMPUL / BULB: 21W,5W

KOLİ ÖZELLİKLER / BOX FEATURES	ÖLÇÜ / SIZE
KOLİ EBADI / BOX SIZE	560 x 500 x 540
KOLİ İÇİ ADEDİ / BOX IN PCS.	16
KOLİ AĞIRLIĞI / BOX WEIGHT	21,5 kg
CAM KOLİ İÇİ ADEDİ / LENS BOX IN PCS.	32



## EURO

## Stop Lamba / Tail Lamp

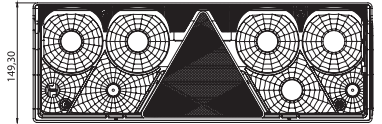
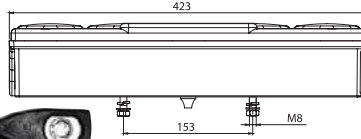


### AMPUL / BULB: 21W,5W

KOLİ ÖZELLİKLER / BOX FEATURES	ÖLÇÜ / SIZE
KOLİ EBADI / BOX SIZE	675 x 385 x 440
KOLİ İÇİ ADEDİ / BOX IN PCS.	12
KOLİ AĞIRLIĞI / BOX WEIGHT	18,20 kg
CAM KOLİ İÇİ ADEDİ / LENS BOX IN PCS.	24

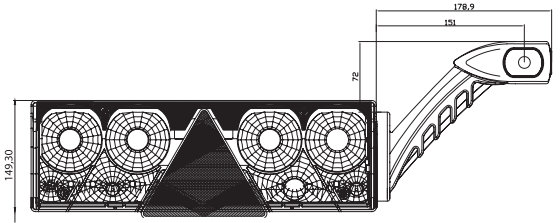
KOD / ITEM NO	ÖZELLİKLER / FEATURES
ISS 5000 LKB LH	Kablolu (Sol) / With Cable (Left)
ISS 5000 LKB RH	Kablolu (Sağ) / With Cable (Right)
ISS 5000 LSB LH	Soketli (Sol) / With Socket (Left)
ISS 5000 LSB RH	Soketli (Sağ) / With Socket (Right)
ISS 5000 CB	Cam / Lens
ISS 5000 LKDB LH	Kablolu (Sol) / With Cable (Left)
ISS 5000 LKDB RH	Kablolu (Sağ) / With Cable (Right)
ISS 5000 LSDB LH	Soketli (Sol) / With Socket (Left)
ISS 5000 LSDB RH	Soketli (Sağ) / With Socket (Right)

### BEYAZ SİNYAL CAMLI



### AMPUL / BULB: 21W,5W

KOLİ ÖZELLİKLER / BOX FEATURES	ÖLÇÜ / SIZE
KOLİ EBADI / BOX SIZE	750 x 385 x 635
KOLİ İÇİ ADEDİ / BOX IN PCS.	12
KOLİ AĞIRLIĞI / BOX WEIGHT	22,40 kg



## EURO

## Stop Lamba / Tail Lamp

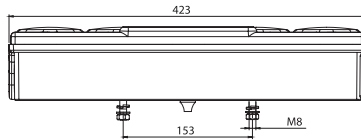


### AMPUL / BULB: 21W,5W

KOLİ ÖZELLİKLER / BOX FEATURES	ÖLÇÜ / SIZE
KOLİ EBADI / BOX SIZE	675 x 385 x 440
KOLİ İÇİ ADEDİ / BOX IN PCS.	12
KOLİ AĞIRLIĞI / BOX WEIGHT	18,20 kg
CAM KOLİ İÇİ ADEDİ / LENS BOX IN PCS.	24

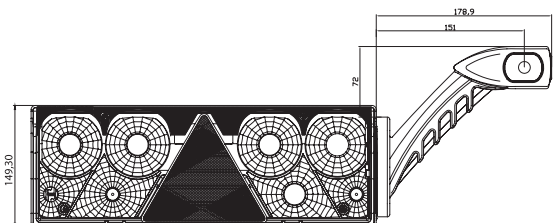
KOD / ITEM NO	ÖZELLİKLER / FEATURES
ISS 5000 LKS LH	Kablolu (Sol) / With Cable (Left)
ISS 5000 LKS RH	Kablolu (Sağ) / With Cable (Right)
ISS 5000 LSS LH	Soketli (Sol) / With Socket (Left)
ISS 5000 LSS RH	Soketli (Sağ) / With Socket (Right)
ISS 5000 CS RH/LH	Cam (Sağ-Sol) / Lens (Right-Left)
ISS 5000 LKDS LH	Kablolu (Sol) / With Cable (Left)
ISS 5000 LKDS RH	Kablolu (Sağ) / With Cable (Right)
ISS 5000 LSDS LH	Soketli (Sol) / With Socket (Left)
ISS 5000 LSDS RH	Soketli (Sağ) / With Socket (Right)

### SARI SİNYAL CAMLI



### AMPUL / BULB: 21W,5W


KOLİ ÖZELLİKLER / BOX FEATURES	ÖLÇÜ / SIZE
KOLİ EBADI / BOX SIZE	750 x 385 x 635
KOLİ İÇİ ADEDİ / BOX IN PCS.	12
KOLİ AĞIRLIĞI / BOX WEIGHT	22,40 kg





## SCANIA - VOLVO

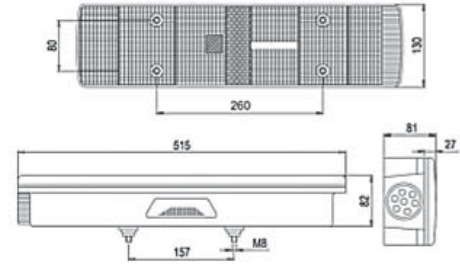
## Stop Lamba / Tail Lamp



KOD / ITEM NO	ÖZELLİKLER / FEATURES
ISS 1012 LK LH	Kablolu (Sol) / With Cable (Left)
ISS 1012 LK RH	Kablolu (Sağ) / With Cable (Right)
ISS 1012 LS LH	Soketli (Sol) / With Socket (Left)
ISS 1012 LS RH	Soketli (Sağ) / With Socket (Right)
ISS 1012 C	Cam / Lens

### AMPUL / BULB: 21W,5W

KOLİ ÖZELLİKLER / BOX FEATURES	ÖLÇÜ / SIZE
KOLİ EBADI / BOX SIZE	640 x 545 x 415
KOLİ İÇİ ADEDİ / BOX IN PCS.	18
KOLİ AĞIRLIĞI / BOX WEIGHT	23,30 kg
CAM KOLİ İÇİ ADEDİ / LENS BOX IN PCS.	72



## MEGA

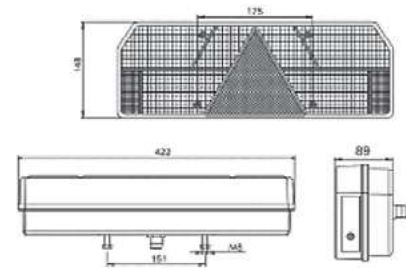
## Stop Lamba / Tail Lamp



KOD / ITEM NO	ÖZELLİKLER / FEATURES
ISS 1023 LK LH	Kablolu (Sol) / With Cable (Left)
ISS 1023 LK RH	Kablolu (Sağ) / With Cable (Right)
ISS 1023 LS LH	Soketli (Sol) / With Socket (Left)
ISS 1023 LS RH	Soketli (Sağ) / With Socket (Right)
ISS 1023 C LH/RH	Cam (Sağ-Sol) / Lens (Right-Left)

### AMPUL / BULB: 21W,5W

KOLİ ÖZELLİKLER / BOX FEATURES	ÖLÇÜ / SIZE
KOLİ EBADI / BOX SIZE	675 x 385 x 440
KOLİ İÇİ ADEDİ / BOX IN PCS.	12
KOLİ AĞIRLIĞI / BOX WEIGHT	16,50 kg
CAM KOLİ İÇİ ADEDİ / LENS BOX IN PCS.	24



## MEGA

## Stop Lamba / Tail Lamp

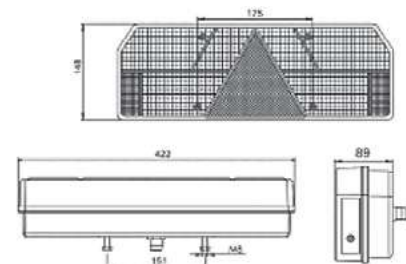
(Füme - Smoked)



KOD / ITEM NO	ÖZELLİKLER / FEATURES
ISS 1023 LKF LH	Kablolu (Sol) / With Cable (Left)
ISS 1023 LKF RH	Kablolu (Sağ) / With Cable (Right)
ISS 1023 LSF LH	Soketli (Sol) / With Socket (Left)
ISS 1023 LSF RH	Soketli (Sağ) / With Socket (Right)
ISS 1023 CF LH/RH	Cam (Sağ-Sol) / Lens (Right-Left)

### AMPUL / BULB: 21W,5W

KOLİ ÖZELLİKLER / BOX FEATURES	ÖLÇÜ / SIZE
KOLİ EBADI / BOX SIZE	675 x 385 x 440
KOLİ İÇİ ADEDİ / BOX IN PCS.	12
KOLİ AĞIRLIĞI / BOX WEIGHT	16,50 kg
CAM KOLİ İÇİ ADEDİ / LENS BOX IN PCS.	24



## M-6

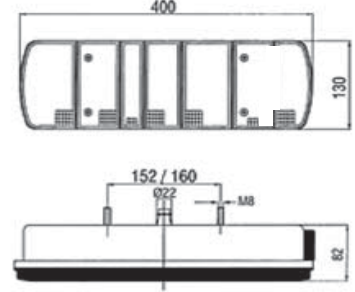
## Stop Lamba / Tail Lamp



### AMPUL / BULB: 21W,5W

KOLİ ÖZELLİKLER / BOX FEATURES	ÖLÇÜ / SIZE
KOLİ EBADI / BOX SIZE	805 x 435 x 428
KOLİ İÇİ ADEDİ / BOX IN PCS.	24
KOLİ AĞIRLIĞI / BOX WEIGHT	24,55 kg
CAM KOLİ İÇİ ADEDİ / LENS BOX IN PCS.	96

KOD / ITEM NO	ÖZELLİKLER / FEATURES
ISS 1022 LK	Kablolu / With Cable
ISS 1022 C	Cam / Lens



## D-250 / 4 CHAMBER

## Stop Lamba / Tail Lamp

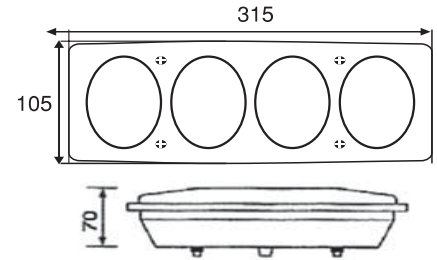
(Mercekli - With Lens)



### AMPUL / BULB: 21W,5W


KOLİ ÖZELLİKLER / BOX FEATURES	ÖLÇÜ / SIZE
KOLİ EBADI / BOX SIZE	660 x 435 x 370
KOLİ İÇİ ADEDİ / BOX IN PCS.	32
KOLİ AĞIRLIĞI / BOX WEIGHT	17,80 kg
CAM KOLİ İÇİ ADEDİ / LENS BOX IN PCS.	128

KOD / ITEM NO	ÖZELLİKLER / FEATURES
ISS 1020 LK	Kablolu / With Cable
ISS 1020 C	Cam / Lens



## M-7

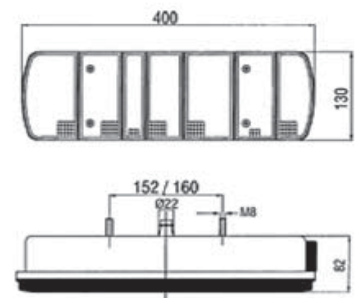
## Stop Lamba / Tail Lamp



### AMPUL / BULB: 21W,5W

KOLİ ÖZELLİKLER / BOX FEATURES	ÖLÇÜ / SIZE
KOLİ EBADI / BOX SIZE	805 x 435 x 428
KOLİ İÇİ ADEDİ / BOX IN PCS.	24
KOLİ AĞIRLIĞI / BOX WEIGHT	24,55 kg
CAM KOLİ İÇİ ADEDİ / LENS BOX IN PCS.	96

KOD / ITEM NO	ÖZELLİKLER / FEATURES
ISS 1021 LK	Kablolu / With Cable
ISS 1021 C	Cam / Lens



## 6 FONKSİYONLU / 6 CHAMBER

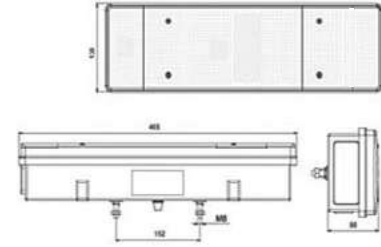
## Stop Lamba / Tail Lamp



KOD / ITEM NO	ÖZELLİKLER / FEATURES
ISS 1007 LK	Kablolu / With Cable
ISS 1007 C	Cam / Lens


### AMPUL / BULB: 21W,5W

KOLİ ÖZELLİKLER / BOX FEATURES	ÖLÇÜ / SIZE
KOLİ EBADI / BOX SIZE	675 x 415 x 505
KOLİ İÇİ ADEDİ / BOX IN PCS.	18
KOLİ AĞIRLIĞI / BOX WEIGHT	21,30 kg
CAM KOLİ İÇİ ADEDİ / LENS BOX IN PCS.	72



## 7 FONKSİYONLU / 7 CHAMBER

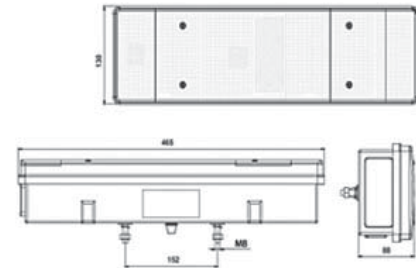
## Stop Lamba / Tail Lamp



KOD / ITEM NO	ÖZELLİKLER / FEATURES
ISS 1005 LK LH	Kablolu (Sol) / With Cable (Left)
ISS 1005 LK RH	Kablolu (Sağ) / With Cable (Right)
ISS 1005 LS LH	Soketli (Sol) / With Socket (Left)
ISS 1005 LS RH	Soketli (Sağ) / With Socket (Right)
ISS 1005 C	Cam / Lens

### AMPUL / BULB: 21W,5W

KOLİ ÖZELLİKLER / BOX FEATURES	ÖLÇÜ / SIZE
KOLİ EBADI / BOX SIZE	675 x 415 x 505
KOLİ İÇİ ADEDİ / BOX IN PCS.	18
KOLİ AĞIRLIĞI / BOX WEIGHT	21,90 kg
CAM KOLİ İÇİ ADEDİ / LENS BOX IN PCS.	72



## 7 FONKSİYONLU / 7 CHAMBER

## Stop Lamba / Tail Lamp

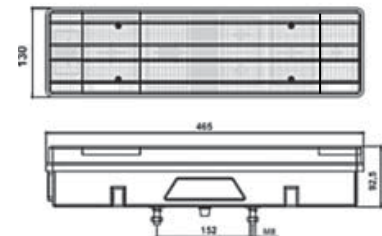
(Kanallı Type Mer)



KOD / ITEM NO	ÖZELLİKLER / FEATURES
ISS 1006 LK LH	Kablolu (Sol) / With Cable (Left)
ISS 1006 LK RH	Kablolu (Sağ) / With Cable (Right)
ISS 1006 LS LH	Soketli (Sol) / With Socket (Left)
ISS 1006 LS RH	Soketli (Sağ) / With Socket (Right)
ISS 1006 C	Cam / Lens

### AMPUL / BULB: 21W,5W


KOLİ ÖZELLİKLER / BOX FEATURES	ÖLÇÜ / SIZE
KOLİ EBADI / BOX SIZE	675 x 415 x 505
KOLİ İÇİ ADEDİ / BOX IN PCS.	18
KOLİ AĞIRLIĞI / BOX WEIGHT	22,40 kg
CAM KOLİ İÇİ ADEDİ / LENS BOX IN PCS.	63





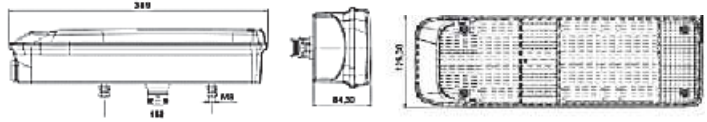
## CARGO

## Stop Lamba / Tail Lamp




### AMPUL / BULB: 21W,5W

KOLİ ÖZELLİKLER / BOX FEATURES	ÖLÇÜ / SIZE
KOLİ EBADI / BOX SIZE	690 x 370 x 410
KOLİ İÇİ ADEDİ / BOX IN PCS.	15
KOLİ AĞIRLIĞI / BOX WEIGHT	17,15 kg
CAM KOLİ EBADI / LENS BOX SIZE	680 x 390 x 415
CAM KOLİ İÇİ ADEDİ / LENS BOX IN PCS.	60



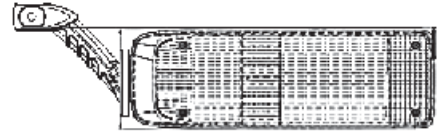
KOD / ITEM NO	ÖZELLİKLER / FEATURES
ISS 1032 LK	Kablolu / With Cable
ISS 1032 LS	Soketli / With Socket
ISS 1032 C	Cam / Lens



### AMPUL / BULB: 21W,5W

KOLİ ÖZELLİKLER / BOX FEATURES	ÖLÇÜ / SIZE
KOLİ EBADI / BOX SIZE	690 x 370 x 410
KOLİ İÇİ ADEDİ / BOX IN PCS.	15
KOLİ AĞIRLIĞI / BOX WEIGHT	22,90 kg

KOD / ITEM NO	ÖZELLİKLER / FEATURES
ISS 1032 LKD LH	Kablolu (Sol) / With Cable (Left)
ISS 1032 LKD RH	Kablolu (Sağ) / With Cable (Right)
ISS 1032 LSD LH	Soketli (Sol) / With Socket (Left)
ISS 1032 LSD RH	Soketli (Sağ) / With Socket (Right)



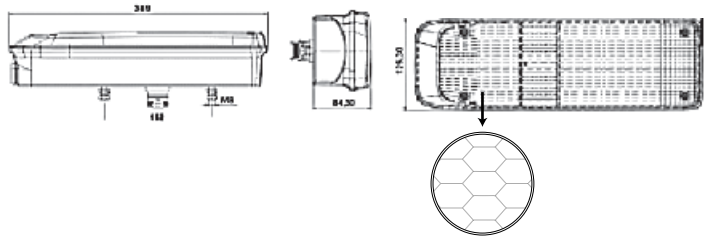
## CARGO

## Stop Lamba / Tail Lamp



### AMPUL / BULB: 21W,5W

KOLİ ÖZELLİKLER / BOX FEATURES	ÖLÇÜ / SIZE
KOLİ EBADI / BOX SIZE	690 x 370 x 410
KOLİ İÇİ ADEDİ / BOX IN PCS.	15
KOLİ AĞIRLIĞI / BOX WEIGHT	17,15 kg
CAM KOLİ EBADI / LENS BOX SIZE	680 x 390 x 415
CAM KOLİ İÇİ ADEDİ / LENS BOX IN PCS.	60



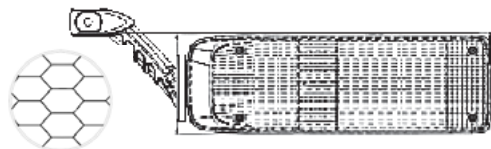
KOD / ITEM NO	ÖZELLİKLER / FEATURES
ISS 1032 LKP	Kablolu / With Cable
ISS 1032 LSP	Soketli / With Socket
ISS 1032 CP	Cam / Lens



### AMPUL / BULB: 21W,5W

KOLİ ÖZELLİKLER / BOX FEATURES	ÖLÇÜ / SIZE
KOLİ EBADI / BOX SIZE	590 x 510 x 585
KOLİ İÇİ ADEDİ / BOX IN PCS.	15
KOLİ AĞIRLIĞI / BOX WEIGHT	22,90 kg

KOD / ITEM NO	ÖZELLİKLER / FEATURES
ISS 1032 LKDP LH	Kablolu (Sol) / With Cable (Left)
ISS 1032 LKDP RH	Kablolu (Sağ) / With Cable (Right)
ISS 1032 LSDP LH	Soketli (Sol) / With Socket (Left)
ISS 1032 LSDP RH	Soketli (Sağ) / With Socket (Right)





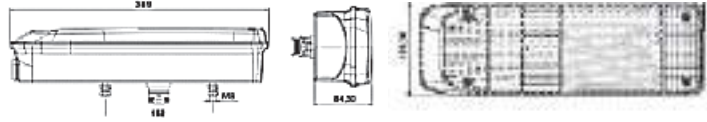
## KRONE

## Stop Lamba / Tail Lamp



### AMPUL / BULB: 21W,5W

KOLİ ÖZELLİKLER / BOX FEATURES	ÖLÇÜ / SIZE
KOLİ EBADI / BOX SIZE	690 x 370 x 410
KOLİ İÇİ ADEDİ / BOX IN PCS.	15
KOLİ AĞIRLIĞI / BOX WEIGHT	17,15 kg
CAM KOLİ EBADI / LENS BOX SIZE	680 x 390 x 415
CAM KOLİ İÇİ ADEDİ / LENS BOX IN PCS.	60



### AMPUL / BULB: 21W,5W


KOLİ ÖZELLİKLER / BOX FEATURES	ÖLÇÜ / SIZE
KOLİ EBADI / BOX SIZE	690 x 370 x 410
KOLİ İÇİ ADEDİ / BOX IN PCS.	15
KOLİ AĞIRLIĞI / BOX WEIGHT	22,90 kg

KOD / ITEM NO	ÖZELLİKLER / FEATURES
ISS 1033 LK	Kablolu / With Cable
ISS 1033 LS	Soketli / With Socket
ISS 1033 C	Cam / Lens
ISS 1033 LKD LH	Kablolu (Sol) / With Cable (Left)
ISS 1033 LKD RH	Kablolu (Sağ) / With Cable (Right)
ISS 1033 LSD LH	Soketli (Sol) / With Socket (Left)
ISS 1033 LSD RH	Soketli (Sağ) / With Socket (Right)



## 404

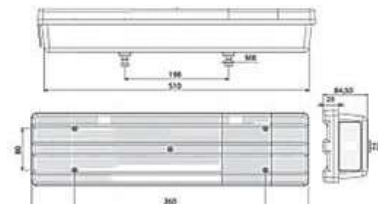
## Stop Lamba / Tail Lamp



### AMPUL / BULB: 21W,5W

KOLİ ÖZELLİKLER / BOX FEATURES	ÖLÇÜ / SIZE
KOLİ EBADI / BOX SIZE	590 x 430 x 570
KOLİ İÇİ ADEDİ / BOX IN PCS.	16
KOLİ AĞIRLIĞI / BOX WEIGHT	23,10 kg
CAM KOLİ İÇİ ADEDİ / LENS BOX IN PCS.	32

KOD / ITEM NO	ÖZELLİKLER / FEATURES
ISS 1030 LKM LH	Kablolu (Sol) / With Cable (Left)
ISS 1030 LKM RH	Kablolu (Sağ) / With Cable (Right)
ISS 1030 LSM LH	Soketli (Sol) / With Socket (Left)
ISS 1030 LSM RH	Soketli (Sağ) / With Socket (Right)
ISS 1030 CM RH/LH	Cam (Sağ-Sol) / Lens (Right-Left)



## NEW FLASH I

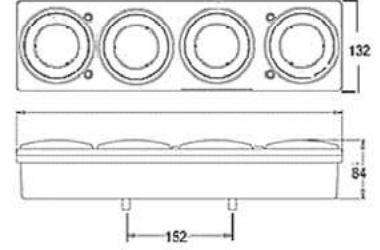
## Stop Lamba / Tail Lamp



**AMPUL / BULB: 21W,5W**

KOLİ ÖZELLİKLER / BOX FEATURES	ÖLÇÜ / SIZE
KOLİ EBADI / BOX SIZE	675 x 415 x 505
KOLİ İÇİ ADEDİ / BOX IN PCS.	18
KOLİ AĞIRLIĞI / BOX WEIGHT	21,30 kg
CAM KOLİ İÇİ ADEDİ / LENS BOX IN PCS.	54

KOD / ITEM NO	ÖZELLİKLER / FEATURES
ISS 1028 LK	Kablolu / With Cable
ISS 1028 C	Cam / Lens



## NEW FLASH II

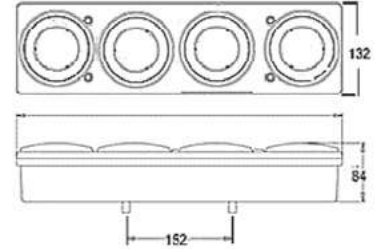
## Stop Lamba / Tail Lamp



**AMPUL / BULB: 21W,5W**


KOLİ ÖZELLİKLER / BOX FEATURES	ÖLÇÜ / SIZE
KOLİ EBADI / BOX SIZE	675 x 415 x 505
KOLİ İÇİ ADEDİ / BOX IN PCS.	18
KOLİ AĞIRLIĞI / BOX WEIGHT	21,65 kg
CAM KOLİ İÇİ ADEDİ / LENS BOX IN PCS.	54

KOD / ITEM NO	ÖZELLİKLER / FEATURES
ISS 1029 LK	Kablolu / With Cable
ISS 1029 C	Cam / Lens



## ACTROS

## Stop Lamba / Tail Lamp



**AMPUL / BULB: 21W,5W**

KOLİ ÖZELLİKLER / BOX FEATURES	ÖLÇÜ / SIZE
KOLİ EBADI / BOX SIZE	590 x 430 x 570
KOLİ İÇİ ADEDİ / BOX IN PCS.	16
KOLİ AĞIRLIĞI / BOX WEIGHT	23,10 kg
CAM KOLİ İÇİ ADEDİ / LENS BOX IN PCS.	32

KOD / ITEM NO	ÖZELLİKLER / FEATURES
ISS 1030 LK LH	Kablolu (Sol) / With Cable (Left)
ISS 1030 LK RH	Kablolu (Sağ) / With Cable (Right)
ISS 1030 LS LH	Soketli (Sol) / With Socket (Left)
ISS 1030 LS RH	Soketli (Sağ) / With Socket (Right)
ISS 1030 C RH/LH	Cam (Sağ-Sol) / Lens (Right-Left)



## DAF / 5 CHAMBER

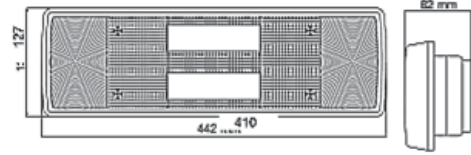
## Stop Lamba / Tail Lamp



### AMPUL / BULB: 21W,5W

KOLİ ÖZELLİKLER / BOX FEATURES	ÖLÇÜ / SIZE
KOLİ EBADI / BOX SIZE	805 x 435 x 428
KOLİ İÇİ ADEDİ / BOX IN PCS.	24
KOLİ AĞIRLIĞI / BOX WEIGHT	21,55 kg
CAM KOLİ İÇİ ADEDİ / LENS BOX IN PCS.	72

KOD / ITEM NO	ÖZELLİKLER / FEATURES
ISS 1010 LK	Kablolu / With Cable
ISS 1010 C	Cam / Lens



## 5 FONKSİYONLU / 5 CHAMBER

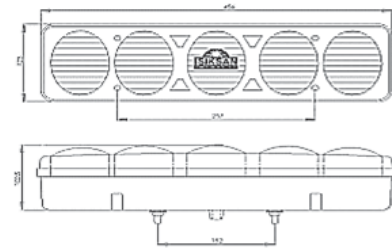
## Stop Lamba / Tail Lamp



### AMPUL / BULB: 21W,5W

KOLİ ÖZELLİKLER / BOX FEATURES	ÖLÇÜ / SIZE
KOLİ EBADI / BOX SIZE	675 x 415 x 505
KOLİ İÇİ ADEDİ / BOX IN PCS.	18
KOLİ AĞIRLIĞI / BOX WEIGHT	20,50 kg
CAM KOLİ İÇİ ADEDİ / LENS BOX IN PCS.	54

KOD / ITEM NO	ÖZELLİKLER / FEATURES
ISS 1011 LK	Kablolu / With Cable
ISS 1011 C	Cam / Lens



## DAF- MAGIRUS

## Stop Lamba / Tail Lamp

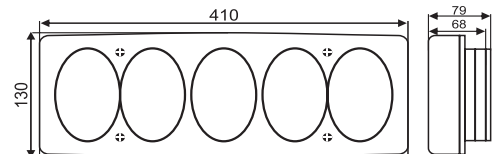
(Mercekli - With Lens)



### AMPUL / BULB: 21W,5W

KOLİ ÖZELLİKLER / BOX FEATURES	ÖLÇÜ / SIZE
KOLİ EBADI / BOX SIZE	805 x 435 x 428
KOLİ İÇİ ADEDİ / BOX IN PCS.	24
KOLİ AĞIRLIĞI / BOX WEIGHT	21,75 kg
CAM KOLİ İÇİ ADEDİ / LENS BOX IN PCS.	72

KOD / ITEM NO	ÖZELLİKLER / FEATURES
ISS 1019 LK	Kablolu / With Cable
ISS 1019 C	Cam / Lens





## SUPER TIR / 3 CHAMBER

## Stop Lamba / Tail Lamp

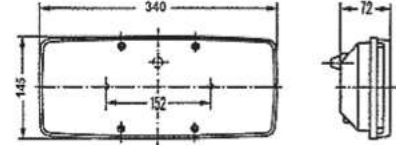
Sarı (Yellow)



KOD / ITEM NO	ÖZELLİKLER / FEATURES
ISS 1001 LK LH	Kablolu (Sol) / With Cable (Left)
ISS 1001 LK RH	Kablolu (Sağ) / With Cable (Right)
ISS 1001 C	Cam / Lens

AMPUL / BULB: 21W,5W

KOLİ ÖZELLİKLER / BOX FEATURES	ÖLÇÜ / SIZE
KOLİ EBADI / BOX SIZE	750 x 355 x 635
KOLİ İÇİ ADEDİ / BOX IN PCS.	32
KOLİ AĞIRLIĞI / BOX WEIGHT	23,80 kg
CAM KOLİ İÇİ ADEDİ / LENS BOX IN PCS.	96



## SUPER TIR / 3 CHAMBER

## Stop Lamba / Tail Lamp

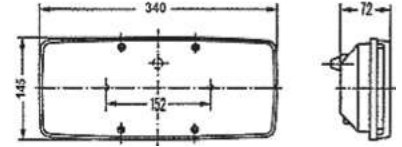
Sarı (Yellow) - Beyaz (White)



KOD / ITEM NO	ÖZELLİKLER / FEATURES
ISS 1002 LK LH	Kablolu (Sol) / With Cable (Left)
ISS 1002 LK RH	Kablolu (Sağ) / With Cable (Right)
ISS 1002 C	Cam / Lens

AMPUL / BULB: 21W,5W

KOLİ ÖZELLİKLER / BOX FEATURES	ÖLÇÜ / SIZE
KOLİ EBADI / BOX SIZE	750 x 355 x 635
KOLİ İÇİ ADEDİ / BOX IN PCS.	32
KOLİ AĞIRLIĞI / BOX WEIGHT	23,80 kg
CAM KOLİ İÇİ ADEDİ / LENS BOX IN PCS.	96



## DODGE-250 / 4 CHAMBER

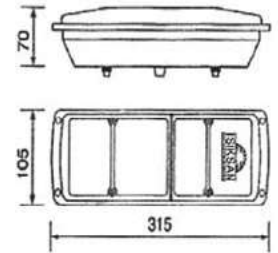
## Stop Lamba / Tail Lamp



KOD / ITEM NO	ÖZELLİKLER / FEATURES
ISS 1004 LK	Kablolu / With Cable
ISS 1004 C	Cam / Lens

AMPUL / BULB: 21W,5W

KOLİ ÖZELLİKLER / BOX FEATURES	ÖLÇÜ / SIZE
KOLİ EBADI / BOX SIZE	660 x 435 x 370
KOLİ İÇİ ADEDİ / BOX IN PCS.	32
KOLİ AĞIRLIĞI / BOX WEIGHT	18,60 kg
CAM KOLİ İÇİ ADEDİ / LENS BOX IN PCS.	128



## AS-950 / 5 CHAMBER

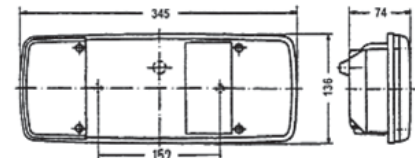
## Stop Lamba / Tail Lamp



KOD / ITEM NO	ÖZELLİKLER / FEATURES
ISS 1003 LK	Kablolu / With Cable
ISS 1003 C	Cam / Lens

AMPUL / BULB: 21W,5W

KOLİ ÖZELLİKLER / BOX FEATURES	ÖLÇÜ / SIZE
KOLİ EBADI / BOX SIZE	750 x 355 x 635
KOLİ İÇİ ADEDİ / BOX IN PCS.	32
KOLİ AĞIRLIĞI / BOX WEIGHT	22,45 kg
CAM KOLİ EBADI / LENS BOX SIZE	780 x 350 x 375
CAM KOLİ İÇİ ADEDİ / LENS BOX IN PCS.	100





**ACTROS MP II-III****Sis Lambası / Fog Lamp**

KOD / ITEM NO	ÖZELLİKLER / FEATURES
ISS 4004 L LH	Sis Lambası Sol Fog Lamp Left
ISS 4004 L RH	Sis Lambası Sağ Fog Lamp Right
ISS 4004 C LH	Cam Sol Lens Left
ISS 4004 C RH	Cam Sağ Lens Right



**FORD TRANSİT (T15)**

1993-2000

**Stop Lamba / Tail Lamp**


KOD / ITEM NO	ÖZELLİKLER / FEATURES
ISS 4001 L LH	Soketsiz (Sol) / With Out Socket (Left)
ISS 4001 L RH	Soketsiz (Sağ) / With Out Socket (Right)
ISS 4001 LS LH	Soketli (Sol) / With Socket (Left)
ISS 4001 LS RH	Soketli (Sağ) / With Socket (Right)

**AMPUL / BULB: 21W,5W**

KOLİ ÖZELLİKLER / BOX FEATURES	ÖLÇÜ / SIZE
KOLİ EBADI / BOX SIZE	675 x 385 x 440
KOLİ İÇİ ADEDİ / BOX IN PCS.	12
KOLİ AĞIRLIĞI / BOX WEIGHT	15,60 kg

**FORD TRANSİT (V184)**

2001-2005

**Stop Lamba / Tail Lamp**


KOD / ITEM NO	ÖZELLİKLER / FEATURES
ISS 4002 L LH	Soketsiz (Sol) / With Out Socket (Left)
ISS 4002 L RH	Soketsiz (Sağ) / With Out Cable (Right)
ISS 4002 LS LH	Soketli (Sol) / With Socket (Left)
ISS 4002 LS RH	Soketli (Sağ) / With Socket (Right)

**AMPUL / BULB: 21W,5W**

KOLİ ÖZELLİKLER / BOX FEATURES	ÖLÇÜ / SIZE
KOLİ EBADI / BOX SIZE	675 x 385 x 440
KOLİ İÇİ ADEDİ / BOX IN PCS.	12
KOLİ AĞIRLIĞI / BOX WEIGHT	15,60 kg

**FORD TRANSİT (V347)**

2006-2012

**Stop Lamba / Tail Lamp**

(Ön Sinyalli /With Corner Lamp)



KOD / ITEM NO	ÖZELLİKLER / FEATURES
ISS 4003 L LH	Soketsiz (Sol) / With Out Socket (Left)
ISS 4003 L RH	Soketsiz (Sağ) / With Out Cable (Right)
ISS 4003 LS LH	Soketli (Sol) / With Socket (Left)
ISS 4003 LS RH	Soketli (Sağ) / With Socket (Right)

**AMPUL / BULB: 21W,5W**

KOLİ ÖZELLİKLER / BOX FEATURES	ÖLÇÜ / SIZE
KOLİ EBADI / BOX SIZE	675 x 385 x 440
KOLİ İÇİ ADEDİ / BOX IN PCS.	12
KOLİ AĞIRLIĞI / BOX WEIGHT	15,60 kg



KOD / ITEM NO	ÖZELLİKLER / FEATURES
ISS 4049 L LH	Sinyal & Pozisyon Lamba Sol Indicator & Position Lamp Left
ISS 4049 L RH	Sinyal & Pozisyon Lamba Sağ Indicator & Position Lamp Right
ISS 4049 LK LH	Sinyal & Pozisyon Lamba Kablolu Sol Indicator & Position Lamp Cable Left
ISS 4049 LK RH	Sinyal & Pozisyon Lamba Kablolu Sağ Indicator & Position Lamp Cable Right





**FORD**

2005-2013

**Çamurluk Sinyal Lamba / Signal Lamp**


KOD / ITEM NO	ÖZELLİKLER / FEATURES
ISS 4016 LH	Ön Sinyal (Sol) / Front Turn Signal (Left)
ISS 4016 RH	Ön Sinyal (Sağ) / Front Turn Signal (Right)

KOLİ ÖZELLİKLER / BOX FEATURES	ÖLÇÜ / SIZE
KOLİ EBADI / BOX SIZE	610 x 315 x 350
KOLİ İÇİ ADEDİ / BOX IN PCS.	48
KOLİ AĞIRLIĞI / BOX WEIGHT	8,55 kg

**FORD (T15)**

1993-2000

**Çamurluk Sinyal Lamba / Signal Lamp**


KOD / ITEM NO	ÖZELLİKLER / FEATURES
ISS 40171	Ön Sinyal Sarı / Front Turn Signal Yellow
ISS 40172	Ön Sinyal Beyaz / Front Turn Signal White

**AMPUL / BULB: T10,5 W**

KOLİ ÖZELLİKLER / BOX FEATURES	ÖLÇÜ / SIZE
KOLİ EBADI / BOX SIZE	610 x 315 x 350
KOLİ İÇİ ADEDİ / BOX IN PCS.	600
KOLİ AĞIRLIĞI / BOX WEIGHT	11,50 kg

**ACTROS / AXOR**
**Sinyal Lamba / Side Lamp**


KOD / ITEM NO	ÖZELLİKLER / FEATURES
ISS 4022 LK LH	Kablolu Sol (24V) / With Cable Left (24 V)
ISS 4022 LK RH	Kablolu Sağ (24V) / With Cable Right (24 V)
ISS 4022 L LH	Kablosuz Sol (24V) / With out Cable Left (24 V)
ISS 4022 L RH	Kablosuz Sağ (24V) / With out Cable Right (24 V)

KOLİ ÖZELLİKLER / BOX FEATURES	ÖLÇÜ / SIZE
KOLİ EBADI / BOX SIZE	610 x 315 x 350
KOLİ İÇİ ADEDİ / BOX IN PCS.	48
KOLİ AĞIRLIĞI / BOX WEIGHT	10,50 kg

**ACTROS / AXOR**
**Sinyal Lamba / Side Lamp**


KOD / ITEM NO	ÖZELLİKLER / FEATURES
ISS 4023 LK	Kablolu / With Cable
ISS 4023 L	Kablosuz / With Out Cable

KOLİ ÖZELLİKLER / BOX FEATURES	ÖLÇÜ / SIZE
KOLİ EBADI / BOX SIZE	610 x 315 x 350
KOLİ İÇİ ADEDİ / BOX IN PCS.	48
KOLİ AĞIRLIĞI / BOX WEIGHT	10,50 kg

**ACTROS / AXOR**
**Sinyal Lamba / Side Lamp**


KOD / ITEM NO	ÖZELLİKLER / FEATURES
ISS 4024 L	Kablosuz (24V) / With Out Cable (24V)

KOLİ ÖZELLİKLER / BOX FEATURES	ÖLÇÜ / SIZE
KOLİ EBADI / BOX SIZE	610 x 315 x 350
KOLİ İÇİ ADEDİ / BOX IN PCS.	192
KOLİ AĞIRLIĞI / BOX WEIGHT	14 kg

**V. FH II / III - FM II / III**
**Yan İşaret Lamba / Side Marker Lamp**


KOD / ITEM NO	ÖZELLİKLER / FEATURES
ISS 4025	Yan İşaret Lamba (24V)

KOLİ ÖZELLİKLER / BOX FEATURES	ÖLÇÜ / SIZE
KOLİ EBADI / BOX SIZE	610 x 315 x 350
KOLİ İÇİ ADEDİ / BOX IN PCS.	192
KOLİ AĞIRLIĞI / BOX WEIGHT	16,10 kg

**MP4**
**Sinyal Lamba / Side Lamp**


KOD / ITEM NO	ÖZELLİKLER / FEATURES
ISS 4037 LS LH	Soketli Sol (24V) / With Socket Left (24V)
ISS 4037 LS RH	Soketli Sağ (24V) / With Socket Right (24V)
ISS 4037 L LH	Soketsiz Sol (24V) / With Out Socket Left (24V)
ISS 4037 L RH	Soketsiz Sağ (24V) / With Out Socket Right (24V)

KOLİ ÖZELLİKLER / BOX FEATURES	ÖLÇÜ / SIZE
KOLİ EBADI / BOX SIZE	610 x 315 x 350
KOLİ İÇİ ADEDİ / BOX IN PCS.	48
KOLİ AĞIRLIĞI / BOX WEIGHT	12 kg

**İşaret Lamba / Side Marker Lamp**


KOD / ITEM NO	ÖZELLİKLER / FEATURES
ISS 4026	24V

KOLİ ÖZELLİKLER / BOX FEATURES	ÖLÇÜ / SIZE
KOLİ EBADI / BOX SIZE	610 x 315 x 350
KOLİ İÇİ ADEDİ / BOX IN PCS.	192
KOLİ AĞIRLIĞI / BOX WEIGHT	16,10 kg

**MAN TGA - TGX - TGL**
**Sinyal Lamba / Side Lamp**


KOD / ITEM NO	ÖZELLİKLER / FEATURES
ISS 40181	Sinyalli Sarı / With Signal Yellow
ISS 40182	Sinyalli Beyaz / With Signal White

**AMPUL / BULB: 21W,5W**

KOLİ ÖZELLİKLER / BOX FEATURES	ÖLÇÜ / SIZE
KOLİ EBADI / BOX SIZE	180 x 290 x 410
KOLİ İÇİ ADEDİ / BOX IN PCS.	48
KOLİ AĞIRLIĞI / BOX WEIGHT	3,9 kg



**RENAULT**
**Sinyal Lambası / Side Lamp**


KOD / ITEM NO	ÖZELLİKLER / FEATURES
ISS 4020	Soketsiz / With Out Socket
ISS 4020 LS	Soketli / With Socket

KOLİ ÖZELLİKLER / BOX FEATURES	ÖLÇÜ / SIZE
KOLİ EBADI / BOX SIZE	180 x 290 x 410
KOLİ İÇİ ADEDİ / BOX IN PCS.	50
KOLİ AĞIRLIĞI / BOX WEIGHT	3 kg

**İşaret Lamba / Side Marker Lamp**

**AMPUL / BULB: T10, 5W**

KOLİ ÖZELLİKLER / BOX FEATURES	ÖLÇÜ / SIZE
KOLİ EBADI / BOX SIZE	610 x 315 x 350
KOLİ İÇİ ADEDİ / BOX IN PCS.	192
KOLİ AĞIRLIĞI / BOX WEIGHT	16,40 kg

KOD / ITEM NO	ÖZELLİKLER / FEATURES
ISS 20211	Yan İşaret Lamba (Sarı) / Side Marker Lamp (Yellow)
ISS 20212	Yan İşaret Lamba (Beyaz) / Side Marker Lamp (White)
ISS 20213	Yan İşaret Lamba (Kırmızı) / Side Marker Lamp (Red)

**Ledli İşaret Lamba / Side Marker Lamp With Led**

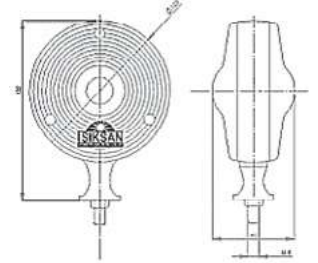

KOLİ ÖZELLİKLER / BOX FEATURES	ÖLÇÜ / SIZE
KOLİ EBADI / BOX SIZE	610 x 315 x 350
KOLİ İÇİ ADEDİ / BOX IN PCS.	288
KOLİ AĞIRLIĞI / BOX WEIGHT	16,40 kg

KOD / ITEM NO	ÖZELLİKLER / FEATURES
ISS 20221	Yan İşaret Lamba (Sarı) / Side Marker Lamp (Yellow)
ISS 20222	Yan İşaret Lamba (Beyaz) / Side Marker Lamp (White)
ISS 20223	Yan İşaret Lamba (Kırmızı) / Side Marker Lamp (Red)

**DT111**
**Trafik Lamba / Traffic Lamp**

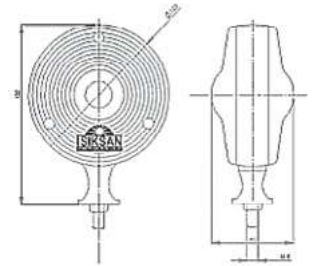

KOLİ ÖZELLİKLER / BOX FEATURES	ÖLÇÜ / SIZE
KOLİ EBADI / BOX SIZE	610 x 315 x 350
KOLİ İÇİ ADEDİ / BOX IN PCS.	48
KOLİ AĞIRLIĞI / BOX WEIGHT	8 kg

KOD / ITEM NO	ÖZELLİKLER / FEATURES
ISS 1008 L	Ampüllü Lamba / With Lamp


**DODGE**
**Trafik Lamba / Traffic Lamp**
**(Krom / Chrome)**

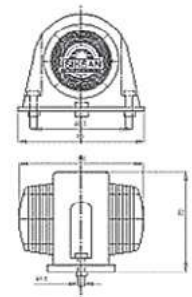

KOLİ ÖZELLİKLER / BOX FEATURES	ÖLÇÜ / SIZE
KOLİ EBADI / BOX SIZE	610 x 315 x 350
KOLİ İÇİ ADEDİ / BOX IN PCS.	48
KOLİ AĞIRLIĞI / BOX WEIGHT	8 kg

KOD / ITEM NO	ÖZELLİKLER / FEATURES
ISS 1009 L	Ampüllü Lamba / With Lamp


**Takoz Lamba / Marker Lamp**


KOD / ITEM NO	ÖZELLİKLER / FEATURES
ISS 2002 L K/B	Takoz Lamba Kırmızı Beyaz / Dore Marker Lamp Red White
ISS 2002 L K/S	Takoz Lamba Kırmızı Sarı / Dore Marker Lamp Red Yellow
ISS 2002 C	Takoz Lamba Cam / Dore Marker Lamp Lens

KOLİ ÖZELLİKLER / BOX FEATURES	ÖLÇÜ / SIZE
KOLİ EBADI / BOX SIZE	705 x 260 x 225
KOLİ İÇİ ADEDİ / BOX IN PCS.	50
KOLİ AĞIRLIĞI / BOX WEIGHT	8,20 kg

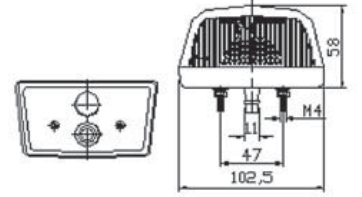


P-100

Plaka Lamba / Number Plate Lamp



KOD / ITEM NO	ÖZELLİKLER / FEATURES
ISS 2007 C KIRMIZI	Plaka Lamba Camı / Number Plate Lamp Lens
ISS 2007 C MAVİ	Plaka Lamba Camı / Number Plate Lamp Lens
ISS 2007 C SİYAH	Plaka Lamba Camı / Number Plate Lamp Lens
ISS 2007 L KIRMIZI	Plaka Lamba / Number Plate Lamp
ISS 2007 L MAVİ	Plaka Lamba / Number Plate Lamp
ISS 2007 L SİYAH	Plaka Lamba / Number Plate Lamp



KOLİ ÖZELLİKLER / BOX FEATURES	ÖLÇÜ / SIZE
KOLİ EBADI / BOX SIZE	690 x 390 x 285
KOLİ İÇİ ADEDİ / BOX IN PCS.	100
KOLİ AĞIRLIĞI / BOX WEIGHT	12,45 kg

P-100

Plaka Lamba / Number Plate Lamp



KOD / ITEM NO	ÖZELLİKLER / FEATURES
ISS 20061 L	Plaka Lambası Kırmızı / Led Number Plate Lamp Red
ISS 20062 L	Plaka Lambası Mavi / Led Number Plate Lamp Blue
ISS 20063 L	Plaka Lambası Siyah / Led Number Plate Lamp Black
ISS 20064 L	Plaka Lambası Krom / Led Number Plate Lamp Chrome



### Stop Lamba / Tail Lamp

(3 Fonksiyonlu-Kablolu / 3 Function-With Cable)



KOD / ITEM NO	ÖZELLİKLER / FEATURES
ISS 10401 K (12V)	Kısa Taslı / With Small Base
ISS 10401 U (12V)	Uzun Taslı / With Long Base
ISS 10401 K (24V)	Kısa Taslı / With Small Base
ISS 10401 U (24V)	Uzun Taslı / With Long Base
ISS 10401 K (12-24V)	Kısa Taslı / With Small Base
ISS 10401 U (12-24V)	Uzun Taslı / With Long Base
ISS 10401 WK (24V)	Kısa Taslı Dinamik Sinyal With Small Base Dynamic Signal
ISS 10401 WU (24V)	Uzun Taslı Dinamik Sinyal With Long Base Dynamic Signal

### Stop Lamba / Tail Lamp

(4 Fonksiyonlu-Kablolu / 4 Function-With Cable)



KOD / ITEM NO	ÖZELLİKLER / FEATURES
ISS 10404 K (12V)	Kısa Taslı / With Small Base
ISS 10404 U (12V)	Uzun Taslı / With Long Base
ISS 10404 K (24V)	Kısa Taslı / With Small Base
ISS 10404 U (24V)	Uzun Taslı / With Long Base
ISS 10404 K (12-24V)	Kısa Taslı / With Small Base
ISS 10404 U (12-24V)	Uzun Taslı / With Long Base
ISS 10404 WK (24V)	Kısa Taslı Dinamik Sinyal With Small Base Dynamic Signal
ISS 10404 WU (24V)	Uzun Taslı Dinamik Sinyal With Long Base Dynamic Signal

### Arka Sis Lamba / Rear Fog Lamp



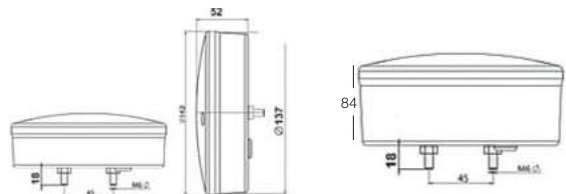
KOD / ITEM NO	ÖZELLİKLER / FEATURES
ISS 10402 K (12V)	Kısa Taslı / With Small Base
ISS 10402 U (12V)	Uzun Taslı / With Long Base
ISS 10402 K (24V)	Kısa Taslı / With Small Base
ISS 10402 U (24V)	Uzun Taslı / With Long Base

### Geri Vites Lamba / Reverse Lamp



KOD / ITEM NO	ÖZELLİKLER / FEATURES
ISS 10403 K (12V)	Kısa Taslı / With Small Base
ISS 10403 U (12V)	Uzun Taslı / With Long Base
ISS 10403 K (24V)	Kısa Taslı / With Small Base
ISS 10403 U (24V)	Uzun Taslı / With Long Base

KOLİ ÖZELLİKLER / BOX FEATURES	ÖLÇÜ / SIZE
KOLİ EBADI / BOX SIZE	610 x 315 x 350
KOLİ İÇİ ADEDİ / BOX IN PCS.	24
KOLİ AĞIRLIĞI / BOX WEIGHT	10,30 kg



## Sinyal Lamba / Signal Lamp

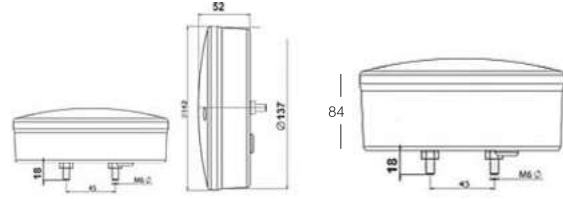


## İkaz Lamba / Warning Lamp



KOD / ITEM NO	ÖZELLİKLER / FEATURES
ISS 10405 K (12V)	Kısa Taslı / With Small Base
ISS 10405 U (12V)	Uzun Taslı / With Long Base
ISS 10405 K (24V)	Kısa Taslı / With Small Base
ISS 10405 U (24V)	Uzun Taslı / With Long Base

KOD / ITEM NO	ÖZELLİKLER / FEATURES
ISS 10406 K (12V)	Kısa Taslı / With Small Base
ISS 10406 U (12V)	Uzun Taslı / With Long Base
ISS 10406 K (24V)	Kısa Taslı / With Small Base
ISS 10406 U (24V)	Uzun Taslı / With Long Base



## Krom Çerçeve / Chrome Frame

KOD / ITEM NO	ÖZELLİKLER / FEATURES
ISS 1040 C	Krom Çerçeve / Chrome Frame



KOLİ ÖZELLİKLER / BOX FEATURES	ÖLÇÜ / SIZE
KOLİ EBADI / BOX SIZE	610 x 315 x 355
KOLİ İÇİ ADEDİ / BOX IN PCS.	48
KOLİ AĞIRLIĞI / BOX WEIGHT	10,30 kg

(4 Fonksiyonlu / 4 Function)

Sinyal Lambası / Side Lamp



Kırmızı - Sarı - Beyaz  
Red - Yellow - White



KOD / ITEM NO	ÖZELLİKLER / FEATURES
ISS 10408	4 Fonksiyonlu Sinyal Lamba 4 Function Signal Lamba

KOLİ ÖZELLİKLER / BOX FEATURES	ÖLÇÜ / SIZE
KOLİ EBADI / BOX SIZE	610 x 315 x 350
KOLİ İÇİ ADEDİ / BOX IN PCS.	48
KOLİ AĞIRLIĞI / BOX WEIGHT	20,300 kg

(3 Fonksiyonlu / 3 Function)

Sinyal Lambası / Side Lamp



Kırmızı - Sarı - Kırmızı  
Red - Yellow - Red



KOD / ITEM NO	ÖZELLİKLER / FEATURES
ISS 10407	3 Fonksiyonlu Sinyal Lamba 3 Function Signal Lamba

KOLİ ÖZELLİKLER / BOX FEATURES	ÖLÇÜ / SIZE
KOLİ EBADI / BOX SIZE	610 x 315 x 350
KOLİ İÇİ ADEDİ / BOX IN PCS.	48
KOLİ AĞIRLIĞI / BOX WEIGHT	20 kg

(4 Fonksiyonlu / 4 Function)

Sinyal Lambası / Side Lamp



Kırmızı - Sarı - Beyaz  
Red - Yellow - White



KOD / ITEM NO	ÖZELLİKLER / FEATURES
ISS 10409	4 Fonksiyonlu Sinyal Lamba 4 Function Signal Lamba

KOLİ ÖZELLİKLER / BOX FEATURES	ÖLÇÜ / SIZE
KOLİ EBADI / BOX SIZE	610 x 315 x 350
KOLİ İÇİ ADEDİ / BOX IN PCS.	48
KOLİ AĞIRLIĞI / BOX WEIGHT	17 kg

(3 Fonksiyonlu / 3 Function)

Sinyal Lambası / Side Lamp



Kırmızı - Sarı - Kırmızı  
Red - Yellow - Red



KOD / ITEM NO	ÖZELLİKLER / FEATURES
ISS 10410	3 Fonksiyonlu Sinyal Lamba 3 Function Signal Lamba

KOLİ ÖZELLİKLER / BOX FEATURES	ÖLÇÜ / SIZE
KOLİ EBADI / BOX SIZE	610 x 315 x 350
KOLİ İÇİ ADEDİ / BOX IN PCS.	48
KOLİ AĞIRLIĞI / BOX WEIGHT	16,750 kg



## Dorse Dış İşaret Lamba / Trailer End - Outline Marker Lamp

Dynamic Signal



KOD / ITEM NO	ÖZELLİKLER / FEATURES
ISS 20405 L LH	Dorse Dış İşaret Lamba Ledli (Sol) Trailer End- Outline Marker Lamp W-Led (Left)
ISS 20405 L RH	Dorse Dış İşaret Lamba Ledli (Sağ) Trailer End- Outline Marker Lamp W-Led (Right)

KOLİ ÖZELLİKLER / BOX FEATURES	ÖLÇÜ / SIZE
KOLİ EBADI / BOX SIZE	705 x 240 x 225
KOLİ İÇİ ADEDİ / BOX IN PCS.	50(R-L)
KOLİ AĞIRLIĞI / BOX WEIGHT	12 kg

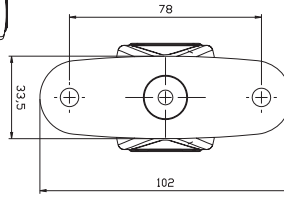
Uzun - Long

## Dorse Dış İşaret Lamba / Trailer End - Outline Marker Lamp



KOD / ITEM NO	ÖZELLİKLER / FEATURES
ISS 20402 L LH	Dorse Dış İşaret Lamba Ledli (Sol) Trailer End- Outline Marker Lamp W-Led (Left)
ISS 20402 L RH	Dorse Dış İşaret Lamba Ledli (Sağ) Trailer End- Outline Marker Lamp W-Led (Right)

KOLİ ÖZELLİKLER / BOX FEATURES	ÖLÇÜ / SIZE
KOLİ EBADI / BOX SIZE	705 x 240 x 225
KOLİ İÇİ ADEDİ / BOX IN PCS.	50(R-L)
KOLİ AĞIRLIĞI / BOX WEIGHT	16,85 kg



Orta - Medium

## Dorse Dış İşaret Lamba / Trailer End - Outline Marker Lamp



KOD / ITEM NO	ÖZELLİKLER / FEATURES
ISS 20403 L LH	Dorse Dış İşaret Lamba Ledli (Sol) Trailer End- Outline Marker Lamp W-Led (Left)
ISS 20403 L RH	Dorse Dış İşaret Lamba Ledli (Sağ) Trailer End- Outline Marker Lamp W-Led (Right)

KOLİ ÖZELLİKLER / BOX FEATURES	ÖLÇÜ / SIZE
KOLİ EBADI / BOX SIZE	705 x 240 x 225
KOLİ İÇİ ADEDİ / BOX IN PCS.	50(R-L)
KOLİ AĞIRLIĞI / BOX WEIGHT	11,55 kg

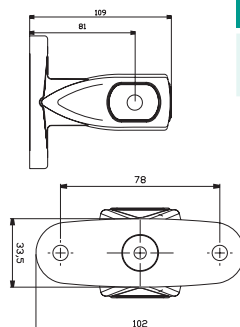
Kısa - Short

## Dorse Dış İşaret Lamba / Trailer End - Outline Marker Lamp



KOD / ITEM NO	ÖZELLİKLER / FEATURES
ISS 20404 L	Dorse Dış İşaret Lamba Ledli Trailer End- Outline Marker Lamp W-Led

KOLİ ÖZELLİKLER / BOX FEATURES	ÖLÇÜ / SIZE
KOLİ EBADI / BOX SIZE	705 x 240 x 225
KOLİ İÇİ ADEDİ / BOX IN PCS.	50(R-L)
KOLİ AĞIRLIĞI / BOX WEIGHT	10,45 kg



## Dorse Dış İşaret Lamba / Trailer End - Outline Marker Lamp



KOD / ITEM NO	ÖZELLİKLER / FEATURES
ISS 20406 L LH	Dorse Dış İşaret Lamba Ledli (Sol) Trailer End- Outline Marker Lamp W-Led (Left)
ISS 20406 L RH	Dorse Dış İşaret Lamba Ledli (Sağ) Trailer End- Outline Marker Lamp W-Led (Right)
<b>KOLİ ÖZELLİKLER / BOX FEATURES</b>	
KOLİ EBADI / BOX SIZE	705 x 240 x 225
KOLİ İÇİ ADEDİ / BOX IN PCS.	50(R-L)

## Dorse Dış İşaret Lamba / Trailer End - Outline Marker Lamp



KOD / ITEM NO	ÖZELLİKLER / FEATURES
ISS 20407 L LH	Dorse Dış İşaret Lamba Ledli (Sol) Trailer End- Outline Marker Lamp W-Led (Left)
ISS 20407 L RH	Dorse Dış İşaret Lamba Ledli (Sağ) Trailer End- Outline Marker Lamp W-Led (Right)
<b>KOLİ ÖZELLİKLER / BOX FEATURES</b>	
KOLİ EBADI / BOX SIZE	705 x 240 x 225
KOLİ İÇİ ADEDİ / BOX IN PCS.	50(R-L)

## Dorse Dış İşaret Lamba / Trailer End - Outline Marker Lamp



KOD / ITEM NO	ÖZELLİKLER / FEATURES
ISS 20408 L LH	Dorse Dış İşaret Lamba Ledli (Sol) Trailer End- Outline Marker Lamp W-Led (Left)
ISS 20408 L RH	Dorse Dış İşaret Lamba Ledli (Sağ) Trailer End- Outline Marker Lamp W-Led (Right)
<b>KOLİ ÖZELLİKLER / BOX FEATURES</b>	
KOLİ EBADI / BOX SIZE	705 x 240 x 225
KOLİ İÇİ ADEDİ / BOX IN PCS.	50(R-L)

## Dorse Dış İşaret Lamba / Trailer End - Outline Marker Lamp



KOD / ITEM NO	ÖZELLİKLER / FEATURES
ISS 20409 L LH	Dorse Dış İşaret Lamba Ledli (Sol) Trailer End- Outline Marker Lamp W-Led (Left)
ISS 20409 L RH	Dorse Dış İşaret Lamba Ledli (Sağ) Trailer End- Outline Marker Lamp W-Led (Right)
<b>KOLİ ÖZELLİKLER / BOX FEATURES</b>	
KOLİ EBADI / BOX SIZE	705 x 240 x 225
KOLİ İÇİ ADEDİ / BOX IN PCS.	50(R-L)

## Dorse Dış İşaret Lamba / Trailer End - Outline Marker Lamp



KOD / ITEM NO	ÖZELLİKLER / FEATURES
ISS 20410 L LH	Dorse Dış İşaret Lamba Ledli (Sol) Trailer End- Outline Marker Lamp W-Led (Left)
ISS 20410 L RH	Dorse Dış İşaret Lamba Ledli (Sağ) Trailer End- Outline Marker Lamp W-Led (Right)
<b>KOLİ ÖZELLİKLER / BOX FEATURES</b>	
KOLİ EBADI / BOX SIZE	705 x 240 x 225
KOLİ İÇİ ADEDİ / BOX IN PCS.	50(R-L)

## Dorse Dış İşaret Lamba / Trailer End - Outline Marker Lamp



KOD / ITEM NO	ÖZELLİKLER / FEATURES
ISS 20411 L LH	Dorse Dış İşaret Lamba Ledli (Sol) Trailer End- Outline Marker Lamp W-Led (Left)
ISS 20411 L RH	Dorse Dış İşaret Lamba Ledli (Sağ) Trailer End- Outline Marker Lamp W-Led (Right)
<b>KOLİ ÖZELLİKLER / BOX FEATURES</b>	
KOLİ EBADI / BOX SIZE	705 x 240 x 225
KOLİ İÇİ ADEDİ / BOX IN PCS.	50(R-L)

## Dorse Dış İşaret Lamba / Trailer End - Outline Marker Lamp



KOD / ITEM NO	ÖZELLİKLER / FEATURES
ISS 20412 L LH	Dorse Dış İşaret Lamba Ledli (Sol) Trailer End- Outline Marker Lamp W-Led (Left)
ISS 20412 L RH	Dorse Dış İşaret Lamba Ledli (Sağ) Trailer End- Outline Marker Lamp W-Led (Right)
<b>KOLİ ÖZELLİKLER / BOX FEATURES</b>	
KOLİ EBADI / BOX SIZE	705 x 240 x 225
KOLİ İÇİ ADEDİ / BOX IN PCS.	50(R-L)



## Dorse Dış İşaret Lamba / Trailer End - Outline Marker Lamp



KOD / ITEM NO	ÖZELLİKLER / FEATURES
ISS 20413 L LH	Dorse Dış İşaret Lamba Ledli (Sol) Trailer End- Outline Marker Lamp W-Led (Left)
ISS 20413 L RH	Dorse Dış İşaret Lamba Ledli (Sağ) Trailer End- Outline Marker Lamp W-Led (Right)

KOLİ ÖZELLİKLER / BOX FEATURES	ÖLÇÜ / SIZE
KOLİ EBADI / BOX SIZE	705 x 240 x 225
KOLİ İÇİ ADEDİ / BOX IN PCS.	50(R-L)

## Dorse Dış İşaret Lamba / Trailer End - Outline Marker Lamp



KOD / ITEM NO	ÖZELLİKLER / FEATURES
ISS 20414 L LH	Dorse Dış İşaret Lamba Ledli (Sol) Trailer End- Outline Marker Lamp W-Led (Left)
ISS 20414 L RH	Dorse Dış İşaret Lamba Ledli (Sağ) Trailer End- Outline Marker Lamp W-Led (Right)

KOLİ ÖZELLİKLER / BOX FEATURES	ÖLÇÜ / SIZE
KOLİ EBADI / BOX SIZE	705 x 240 x 225
KOLİ İÇİ ADEDİ / BOX IN PCS.	50(R-L)

## Dorse Dış İşaret Lamba / Trailer End - Outline Marker Lamp



KOD / ITEM NO	ÖZELLİKLER / FEATURES
ISS 20415 L LH	Dorse Dış İşaret Lamba Ledli (Sol) Trailer End- Outline Marker Lamp W-Led (Left)
ISS 20415 L RH	Dorse Dış İşaret Lamba Ledli (Sağ) Trailer End- Outline Marker Lamp W-Led (Right)

KOLİ ÖZELLİKLER / BOX FEATURES	ÖLÇÜ / SIZE
KOLİ EBADI / BOX SIZE	705 x 240 x 225
KOLİ İÇİ ADEDİ / BOX IN PCS.	50(R-L)

## Dorse Dış İşaret Lamba / Trailer End - Outline Marker Lamp



KOD / ITEM NO	ÖZELLİKLER / FEATURES
ISS 20416 L LH	Dorse Dış İşaret Lamba Ledli (Sol) Trailer End- Outline Marker Lamp W-Led (Left)
ISS 20416 L RH	Dorse Dış İşaret Lamba Ledli (Sağ) Trailer End- Outline Marker Lamp W-Led (Right)

KOLİ ÖZELLİKLER / BOX FEATURES	ÖLÇÜ / SIZE
KOLİ EBADI / BOX SIZE	705 x 240 x 225
KOLİ İÇİ ADEDİ / BOX IN PCS.	50(R-L)

## Dorse Dış İşaret Lamba / Trailer End - Outline Marker Lamp



KOD / ITEM NO	ÖZELLİKLER / FEATURES
ISS 20417 L LH	Dorse Dış İşaret Lamba Ledli (Sol) Trailer End- Outline Marker Lamp W-Led (Left)
ISS 20417 L RH	Dorse Dış İşaret Lamba Ledli (Sağ) Trailer End- Outline Marker Lamp W-Led (Right)

KOLİ ÖZELLİKLER / BOX FEATURES	ÖLÇÜ / SIZE
KOLİ EBADI / BOX SIZE	705 x 240 x 225
KOLİ İÇİ ADEDİ / BOX IN PCS.	50(R-L)



## 27 Ledli 3 Fonksiyonlu Gabari Lambası / 27 Led Function Gabari Lamp



KOD / ITEM NO	ÖZELLİKLER / FEATURES
ISS 40381 L	Ledli Gabari Lambası (Sarı-Sarı) Led Gabari Lamp (Yellow)
ISS 40382 L	Ledli Gabari Lambası (Kırmızı-Beyaz) Led Gabari Lamp (White)
ISS 40383 L	Ledli Gabari Lambası (Kırmızı-Kırmızı) Led Gabari Lamp (Red)
ISS 40384 L	Ledli Gabari Lambası (Sarı-Beyaz-Kırmızı) Led Gabari Lamp (Yellow-White-Red)



Sarı - Sarı / Yellow - Yellow



Kırmızı - Kırmızı / Red - Red



Sarı - Kırmızı - Beyaz  
Yellow - Red - White



Kırmızı - Beyaz / Red - White

KOLİ ÖZELLİKLER / BOX FEATURES	ÖLÇÜ / SIZE
KOLİ EBADI / BOX SIZE	610 x 315 x 350
KOLİ İÇİ ADEDİ / BOX IN PCS.	160
KOLİ AĞIRLIĞI / BOX WEIGHT	17,3 kg

## 18 Ledli Pozisyon ve İz Lambası / 18 Led Position And Track Light



KOD / ITEM NO	ÖZELLİKLER / FEATURES
ISS 40281	Pozisyon İz Lambası (Sarı-Kırmızı) Position And Track Light (Yellow-Red)
ISS 40282	Pozisyon İz Lambası (Beyaz) Position And Track Light (White)
ISS 40283	Pozisyon İz Lambası (Kırmızı) Position And Track Light (Red)
ISS 40284	Pozisyon İz Lambası (Kırmızı - Beyaz) Position And Track Light (Red - White)



KOLİ ÖZELLİKLER / BOX FEATURES	ÖLÇÜ / SIZE
KOLİ EBADI / BOX SIZE	610 x 315 x 350
KOLİ İÇİ ADEDİ / BOX IN PCS.	200
KOLİ AĞIRLIĞI / BOX WEIGHT	12,9 kg

## Ledli Gabari Lambası / Led Gabari Lamp



KOD / ITEM NO	ÖZELLİKLER / FEATURES
ISS 40481	Ledli Gabari Lambası Led Gabari Lamp

KOLİ ÖZELLİKLER / BOX FEATURES	ÖLÇÜ / SIZE
KOLİ EBADI / BOX SIZE	610 x 315 x 350



## Led Yan İşaret Lamba / Side Marker Lamp With Led



KOD / ITEM NO	ÖZELLİKLER / FEATURES
ISS 40271	Yan İşaret Lamba (Sarı) / Side Marker Lamp (Yellow)
ISS 40272	Yan İşaret Lamba (Beyaz) / Side Marker Lamp (White)
ISS 40273	Yan İşaret Lamba (Kırmızı) / Side Marker Lamp (Red)

Ürünlerimiz braketlidir. / Our products are bracketed.

KOLİ ÖZELLİKLER / BOX FEATURES	ÖLÇÜ / SIZE
KOLİ EBADI / BOX SIZE	610 x 315 x 350
KOLİ İÇİ ADEDİ / BOX IN PCS.	192
KOLİ AĞIRLIĞI / BOX WEIGHT	16,35 kg

## 21 Ledli Yan İşaret Lamba / Side Marker Lamp With Led 21




KOD / ITEM NO	ÖZELLİKLER / FEATURES
ISS 40311	Yan İşaret Lamba (Sarı) / Side Marker Lamp (Yellow)
ISS 40312	Yan İşaret Lamba (Beyaz) / Side Marker Lamp (White)
ISS 40313	Yan İşaret Lamba (Kırmızı) / Side Marker Lamp (Red)
ISS 40311 W	Yan İşaret Lamba (Sarı) / Side Marker Lamp (Yellow)
ISS 40312 W	Yan İşaret Lamba (Beyaz) / Side Marker Lamp (White)
ISS 40313 W	Yan İşaret Lamba (Kırmızı) / Side Marker Lamp (Red)
ISS 40311 F	Yan İşaret Lamba (Sarı) / Side Marker Lamp (Yellow)
ISS 40312 F	Yan İşaret Lamba (Beyaz) / Side Marker Lamp (White)
ISS 40313 F	Yan İşaret Lamba (Kırmızı) / Side Marker Lamp (Red)
ISS 40311 FLR	Yan İşaret Lamba (Sarı) / Side Marker Lamp (Yellow)
ISS 40312 FLR	Yan İşaret Lamba (Beyaz) / Side Marker Lamp (White)
ISS 40313 FLR	Yan İşaret Lamba (Kırmızı) / Side Marker Lamp (Red)
ISS 40311 FLM+MR	Yan İşaret Lamba (Sarı) / Side Marker Lamp (Yellow)
ISS 40312 FLM+MR	Yan İşaret Lamba (Beyaz) / Side Marker Lamp (White)
ISS 40313 FLM+MR	Yan İşaret Lamba (Kırmızı) / Side Marker Lamp (Red)

Ürünlerimiz braketlidir. / Our products are bracketed.

KOLİ ÖZELLİKLER / BOX FEATURES	ÖLÇÜ / SIZE
KOLİ EBADI / BOX SIZE	610 x 315 x 350
KOLİ İÇİ ADEDİ / BOX IN PCS.	288
KOLİ AĞIRLIĞI / BOX WEIGHT	17,40 kg

## 12 Ledli Yan İşaret Lamba / Side Marker Lamp With 12 Led



KOD / ITEM NO	ÖZELLİKLER / FEATURES
ISS 40341	Yan İşaret Lamba (Sarı) / Side Marker Lamp (Yellow)
ISS 40342	Yan İşaret Lamba (Beyaz) / Side Marker Lamp (White)
ISS 40343	Yan İşaret Lamba (Kırmızı) / Side Marker Lamp (Red)

Ürünlerimiz braketlidir. / Our products are bracketed.



KOLİ ÖZELLİKLER / BOX FEATURES	ÖLÇÜ / SIZE
KOLİ EBADI / BOX SIZE	610 x 315 x 350
KOLİ İÇİ ADEDİ / BOX IN PCS.	288
KOLİ AĞIRLIĞI / BOX WEIGHT	19,55 kg

## Neon Yan İşaret Lamba / Neon Side Marker Lamp With



KOD / ITEM NO	ÖZELLİKLER / FEATURES
ISS 20301	Neon Yan İşaret Lamba (Sarı) / Neon Side Marker Lamp (Yellow)
ISS 20302	Neon Yan İşaret Lamba (Beyaz) / Neon Side Marker Lamp (White)
ISS 20303	Neon Yan İşaret Lamba (Kırmızı) / Neon Side Marker Lamp (Red)
ISS 20301 F	Neon Flaşlı Yan İşaret Lamba (Sarı) / Neon Side Marker Lamp With Flash (Yellow)
ISS 20302 F	Neon Flaşlı Yan İşaret Lamba (Beyaz) / Neon Side Marker Lamp With Flash (White)
ISS 20301 F	Neon Flaşlı Yan İşaret Lamba (Kırmızı) / Neon Side Marker Lamp With Flash (Red)

Ürünlerimiz braketlidir. / Our products are bracketed.

KOLİ ÖZELLİKLER / BOX FEATURES	ÖLÇÜ / SIZE
KOLİ EBADI / BOX SIZE	610 x 315 x 350
KOLİ İÇİ ADEDİ / BOX IN PCS.	192
KOLİ AĞIRLIĞI / BOX WEIGHT	18,65 kg

## 12 Ledli Yan İşaret Lamba / Side Marker Lamp With 12 Led



KOD / ITEM NO	ÖZELLİKLER / FEATURES
ISS 40331	Yan İşaret Lamba (Sarı) / Side Marker Lamp (Yellow)
ISS 40332	Yan İşaret Lamba (Beyaz) / Side Marker Lamp (White)
ISS 40333	Yan İşaret Lamba (Kırmızı) / Side Marker Lamp (Red)

Ürünlerimiz braketlidir. / Our products are bracketed.

KOLİ ÖZELLİKLER / BOX FEATURES	ÖLÇÜ / SIZE
KOLİ EBADI / BOX SIZE	610 x 315 x 350
KOLİ İÇİ ADEDİ / BOX IN PCS.	192
KOLİ AĞIRLIĞI / BOX WEIGHT	18,65 kg



## Led Yan İşaret Lamba / Side Marker Lamp With Led

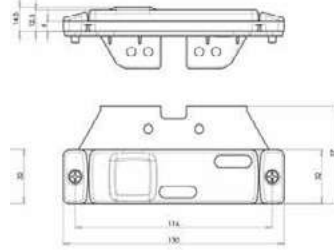


KOLİ ÖZELLİKLER / BOX FEATURES	ÖLÇÜ / SIZE
KOLİ EBADI / BOX SIZE	610 x 315 x 350
KOLİ İÇİ ADEDİ / BOX IN PCS.	288
KOLİ AĞIRLIĞI / BOX WEIGHT	12,85 kg



KOD / ITEM NO	ÖZELLİKLER / FEATURES
ISS 40291	Yan İşaret Lambası Neon (Sarı) Side Marker Lamp Neon(Yellow)
ISS 40292	Yan İşaret Lambası Neon (Beyaz) Side Marker Lamp Neon(White)
ISS 40293	Yan İşaret Lambası Neon (Kırmızı) Side Marker Lamp Neon(Red)

Ürünlerimiz braketlidir. / Our products are bracketed.



## Led Yan İşaret Lamba / Side Marker Lamp With Led

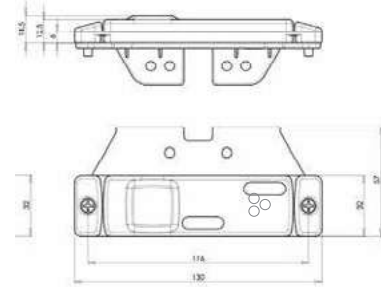


KOLİ ÖZELLİKLER / BOX FEATURES	ÖLÇÜ / SIZE
KOLİ EBADI / BOX SIZE	610 x 315 x 350
KOLİ İÇİ ADEDİ / BOX IN PCS.	288
KOLİ AĞIRLIĞI / BOX WEIGHT	12,85 kg



KOD / ITEM NO	ÖZELLİKLER / FEATURES
ISS 40301	Yan İşaret Lamba (Sarı) / Side Marker Lamp (Yellow)
ISS 40302	Yan İşaret Lamba (Beyaz) / Side Marker Lamp (White)
ISS 40303	Yan İşaret Lamba (Kırmızı) / Side Marker Lamp (Red)

Ürünlerimiz braketlidir. / Our products are bracketed.



## Neon İşaret Lamba / Side Marker Lamp



KOD / ITEM NO	ÖZELLİKLER / FEATURES
ISS 40401 L	Yan İşaret Lamba (Sarı) Side Marker Lamp (Yellow)
ISS 40402 L	Yan İşaret Lamba (Beyaz) Side Marker Lamp (White)
ISS 40403 L	Yan İşaret Lamba (Kırmızı) Side Marker Lamp (Red)

Ürünlerimiz braketlidir. / Our products are bracketed.

KOLİ ÖZELLİKLER / BOX FEATURES	ÖLÇÜ / SIZE
KOLİ EBADI / BOX SIZE	610 x 315 x 350
KOLİ İÇİ ADEDİ / BOX IN PCS.	288
KOLİ AĞIRLIĞI / BOX WEIGHT	13,40 kg



## İşaret Lamba / Side Marker Lamp



KOD / ITEM NO	ÖZELLİKLER / FEATURES
ISS 20081	Yan İşaret Lamba (Sarı) / Side Marker Lamp (Yellow)
ISS 20082	Yan İşaret Lamba (Beyaz) / Side Marker Lamp (White)
ISS 20083	Yan İşaret Lamba (Kırmızı) / Side Marker Lamp (Red)

Ürünlerimiz braketlidir. / Our products are bracketed.



KOLİ ÖZELLİKLERİ / BOX FEATURES	ÖLÇÜ / SIZE
KOLİ EBADI / BOX SIZE	610 x 315 x 350
KOLİ İÇİ ADEDİ / BOX IN PCS.	288
KOLİ AĞIRLIĞI / BOX WEIGHT	13,40 kg

## 20 Ledli Oval Lamba / Oval Lamp With 20 Led



KOD / ITEM NO	ÖZELLİKLER / FEATURES
ISS 40471 WWD	Yan İşaret Lamba (Sarı) / Side Marker Lamp (Yellow)
ISS 40472 WWD	Yan İşaret Lamba (Beyaz) / Side Marker Lamp (White)
ISS 40473 WWD	Yan İşaret Lamba (Kırmızı) / Side Marker Lamp (Red)
ISS 40471 CWD	Yan İşaret Lamba (Sarı) / Side Marker Lamp (Yellow)
ISS 40472 CWD	Yan İşaret Lamba (Beyaz) / Side Marker Lamp (White)
ISS 40473 CWD	Yan İşaret Lamba (Kırmızı) / Side Marker Lamp (Red)
ISS 40471 RCF	Yan İşaret Lamba (Sarı) / Side Marker Lamp (Yellow)
ISS 40472 RCF	Yan İşaret Lamba (Beyaz) / Side Marker Lamp (White)
ISS 40473 RCF	Yan İşaret Lamba (Kırmızı) / Side Marker Lamp (Red)
ISS 40471 CCF	Yan İşaret Lamba (Sarı) / Side Marker Lamp (Yellow)
ISS 40472 CCF	Yan İşaret Lamba (Beyaz) / Side Marker Lamp (White)
ISS 40473 CCF	Yan İşaret Lamba (Kırmızı) / Side Marker Lamp (Red)

Ürünlerimiz braketlidir. / Our products are bracketed.

KOLİ ÖZELLİKLERİ / BOX FEATURES	ÖLÇÜ / SIZE
KOLİ EBADI / BOX SIZE	610 x 315 x 350
KOLİ İÇİ ADEDİ / BOX IN PCS.	192
KOLİ AĞIRLIĞI / BOX WEIGHT	16,95 kg

## İşaret Lamba / Side Marker Lamp



KOD / ITEM NO	ÖZELLİKLER / FEATURES
ISS 40461	Yan İşaret Lamba (Sarı) / Side Marker Lamp (Yellow)
ISS 40462	Yan İşaret Lamba (Beyaz) / Side Marker Lamp (White)
ISS 40463	Yan İşaret Lamba (Kırmızı) / Side Marker Lamp (Red)
ISS 40461 W	Yan İşaret Lamba (Sarı) / Side Marker Lamp (Yellow)
ISS 40462 W	Yan İşaret Lamba (Beyaz) / Side Marker Lamp (White)
ISS 40463 W	Yan İşaret Lamba (Kırmızı) / Side Marker Lamp (Red)
ISS 40461 F	Yan İşaret Lamba (Sarı) / Side Marker Lamp (Yellow)
ISS 40462 F	Yan İşaret Lamba (Beyaz) / Side Marker Lamp (White)
ISS 40463 F	Yan İşaret Lamba (Kırmızı) / Side Marker Lamp (Red)
ISS 40461 F18	Yan İşaret Lamba (Sarı) / Side Marker Lamp (Yellow)
ISS 40462 F18	Yan İşaret Lamba (Beyaz) / Side Marker Lamp (White)
ISS 40463 F18	Yan İşaret Lamba (Kırmızı) / Side Marker Lamp (Red)

Ürünlerimiz braketlidir. / Our products are bracketed.

KOLİ ÖZELLİKLERİ / BOX FEATURES	ÖLÇÜ / SIZE
KOLİ EBADI / BOX SIZE	610 x 315 x 350
KOLİ İÇİ ADEDİ / BOX IN PCS.	192
KOLİ AĞIRLIĞI / BOX WEIGHT	16,95 kg

## 9 Ledli Parmak Lamba / Led Indicator Lamp 9 Diodes



KOD / ITEM NO	ÖZELLİKLER / FEATURES
ISS 40321	Yan İşaret Lamba (Sarı) / Side Marker Lamp (Yellow)
ISS 40322	Yan İşaret Lamba (Beyaz) / Side Marker Lamp (White)
ISS 40323	Yan İşaret Lamba (Kırmızı) / Side Marker Lamp (Red)



KOLİ ÖZELLİKLER / BOX FEATURES	ÖLÇÜ / SIZE
KOLİ EBADI / BOX SIZE	505 x 185 x 130
KOLİ İÇİ ADEDİ / BOX IN PCS.	240
KOLİ AĞIRLIĞI / BOX WEIGHT	5,30 kg

## 9 Ledli Parmak Lamba / Led Indicator Lamp 9 Diodes



KOD / ITEM NO	ÖZELLİKLER / FEATURES
ISS 40361	Yan İşaret Lamba (Sarı) / Side Marker Lamp (Yellow)
ISS 40362	Yan İşaret Lamba (Beyaz) / Side Marker Lamp (White)
ISS 40363	Yan İşaret Lamba (Kırmızı) / Side Marker Lamp (Red)



KOLİ ÖZELLİKLER / BOX FEATURES	ÖLÇÜ / SIZE
KOLİ EBADI / BOX SIZE	505 x 185 x 130
KOLİ İÇİ ADEDİ / BOX IN PCS.	300
KOLİ AĞIRLIĞI / BOX WEIGHT	5,30 kg

## İşaret Lamba / Side Marker Lamp



KOD / ITEM NO	ÖZELLİKLER / FEATURES
ISS 40391 L	Yan İşaret Lamba (Sarı) Side Marker Lamp (Yellow)
ISS 40392 L	Yan İşaret Lamba (Beyaz) Side Marker Lamp (White)
ISS 40393 L	Yan İşaret Lamba (Kırmızı) Side Marker Lamp (Red)
ISS 40394 L	Yan İşaret Lamba (Mavi) Side Marker Lamp (Blue)
ISS 40395 L	Yan İşaret Lamba (Yeşil) Side Marker Lamp (Green)

KOLİ ÖZELLİKLER / BOX FEATURES	ÖLÇÜ / SIZE
KOLİ EBADI / BOX SIZE	505 x 185 x 130
KOLİ İÇİ ADEDİ / BOX IN PCS.	200
KOLİ AĞIRLIĞI / BOX WEIGHT	5,5 kg

## İşaret Lamba / Side Marker Lamp



KOD / ITEM NO	ÖZELLİKLER / FEATURES
ISS 40421 L	Yan İşaret Lamba (Sarı) / Side Marker Lamp (Yellow)
ISS 40422 L	Yan İşaret Lamba (Kırmızı) / Side Marker Lamp (Red)
ISS 40423 L	Yan İşaret Lamba (Mavi) / Side Marker Lamp (Blue)
ISS 40424 L	Yan İşaret Lamba (Yeşil) / Side Marker Lamp (Green)

KOLİ ÖZELLİKLER / BOX FEATURES	ÖLÇÜ / SIZE
KOLİ EBADI / BOX SIZE	610 x 315 x 350
KOLİ İÇİ ADEDİ / BOX IN PCS.	288
KOLİ AĞIRLIĞI / BOX WEIGHT	14.55 kg

## İşaret Lamba / Side Marker Lamp



KOD / ITEM NO	ÖZELLİKLER / FEATURES
ISS 40411 L	Yan İşaret Lamba (Sarı) / Side Marker Lamp (Yellow)
ISS 40412 L	Yan İşaret Lamba (Kırmızı) / Side Marker Lamp (Red)
ISS 40413 L	Yan İşaret Lamba (Mavi) / Side Marker Lamp (Blue)
ISS 40414 L	Yan İşaret Lamba (Yeşil) / Side Marker Lamp (Green)

KOLİ ÖZELLİKLER / BOX FEATURES	ÖLÇÜ / SIZE
KOLİ EBADI / BOX SIZE	610 x 315 x 350
KOLİ İÇİ ADEDİ / BOX IN PCS.	288
KOLİ AĞIRLIĞI / BOX WEIGHT	13,75 kg

## Mini Takoz / Mini Marker Lamp



KOD / ITEM NO	ÖZELLİKLER / FEATURES
ISS 40441 L	Yan İşaret Lamba (Kırmızı -Sarı) Side Marker Lamp (Red - Yellow)
ISS 40442 L	Yan İşaret Lamba (Beyaz - Kırmızı) Side Marker Lamp (White - Red)

KOLİ ÖZELLİKLER / BOX FEATURES	ÖLÇÜ / SIZE
KOLİ EBADI / BOX SIZE	610 x 315 x 350
KOLİ İÇİ ADEDİ / BOX IN PCS.	192
KOLİ AĞIRLIĞI / BOX WEIGHT	12,1 kg



## Mini Takoz / Mini Marker Lamp



KOD / ITEM NO	ÖZELLİKLER / FEATURES
ISS 40451 L	Yan İşaret Lamba (Kırmızı - Sarı) Side Marker Lamp (Red - Yellow)
ISS 40452 L	Yan İşaret Lamba (Beyaz - Kırmızı) Side Marker Lamp (White - Red)

KOLİ ÖZELLİKLER / BOX FEATURES	ÖLÇÜ / SIZE
KOLİ EBADI / BOX SIZE	610 x 315 x 350
KOLİ İÇİ ADEDİ / BOX IN PCS.	192
KOLİ AĞIRLIĞI / BOX WEIGHT	11,8 kg

## Büyük Ledli Takoz / Led Marker Lamp



KOD / ITEM NO	ÖZELLİKLER / FEATURES
ISS 20021	Büyük Ledli Takoz (Kırmızı - Sarı) Big Led Wedge (Red - Yellow)

KOLİ ÖZELLİKLER / BOX FEATURES	ÖLÇÜ / SIZE
KOLİ EBADI / BOX SIZE	705 x 260 x 225
KOLİ İÇİ ADEDİ / BOX IN PCS.	50
KOLİ AĞIRLIĞI / BOX WEIGHT	8,9 kg

## Büyük Ledli Takoz / Led Marker Lamp



KOD / ITEM NO	ÖZELLİKLER / FEATURES
ISS 20022	Büyük Ledli Takoz (Kırmızı - Sarı) Big Led Wedge (Red - Yellow)

KOLİ ÖZELLİKLER / BOX FEATURES	ÖLÇÜ / SIZE
KOLİ EBADI / BOX SIZE	705 x 260 x 225
KOLİ İÇİ ADEDİ / BOX IN PCS.	50
KOLİ AĞIRLIĞI / BOX WEIGHT	9,2 kg

## İşaret Lamba / Side Marker Lamp




KOD / ITEM NO	ÖZELLİKLER / FEATURES
ISS 20201	Yan İşaret Lamba (Sarı) / Side Marker Lamp (Yellow)
ISS 20202	Yan İşaret Lamba (Beyaz) / Side Marker Lamp (White)
ISS 20203	Yan İşaret Lamba (Kırmızı) / Side Marker Lamp (Red)

Ürünlerimiz braketlidir. / Our products are bracketed.

KOLİ ÖZELLİKLER / BOX FEATURES	ÖLÇÜ / SIZE
KOLİ EBADI / BOX SIZE	610 x 315 x 350
KOLİ İÇİ ADEDİ / BOX IN PCS.	288
KOLİ AĞIRLIĞI / BOX WEIGHT	11,80 kg

## 20 Ledli Oval Lamba / Oval Lamp With 20 Led



KOD / ITEM NO	ÖZELLİKLER / FEATURES
ISS 40351	Yan İşaret Lamba (Sarı) / Side Marker Lamp (Yellow)
ISS 40352	Yan İşaret Lamba (Beyaz) / Side Marker Lamp (White)
ISS 40353	Yan İşaret Lamba (Kırmızı) / Side Marker Lamp (Red)
ISS 40351 W	Yan İşaret Lamba (Sarı) / Side Marker Lamp (Yellow)
ISS 40352 W	Yan İşaret Lamba (Beyaz) / Side Marker Lamp (White)
ISS 40353 W	Yan İşaret Lamba (Kırmızı) / Side Marker Lamp (Red)
ISS 40351 F	Yan İşaret Lamba (Sarı) / Side Marker Lamp (Yellow)
ISS 40352 F	Yan İşaret Lamba (Beyaz) / Side Marker Lamp (White)
ISS 40353 F	Yan İşaret Lamba (Kırmızı) / Side Marker Lamp (Red)
ISS 40351 F18	Yan İşaret Lamba (Sarı) / Side Marker Lamp (Yellow)
ISS 40352 F18	Yan İşaret Lamba (Beyaz) / Side Marker Lamp (White)
ISS 40353 F18	Yan İşaret Lamba (Kırmızı) / Side Marker Lamp (Red)

Ürünlerimiz braketlidir. / Our products are bracketed.

KOLİ ÖZELLİKLER / BOX FEATURES	ÖLÇÜ / SIZE
KOLİ EBADI / BOX SIZE	610 x 315 x 350
KOLİ İÇİ ADEDİ / BOX IN PCS.	288
KOLİ AĞIRLIĞI / BOX WEIGHT	19,65 kg

## İşaret Lamba / Side Marker Lamp



KOD / ITEM NO	ÖZELLİKLER / FEATURES
ISS 40431 L	Yan İşaret Lamba (Sarı) / Side Marker Lamp (Yellow)
ISS 40432 L	Yan İşaret Lamba (Beyaz) / Side Marker Lamp (White)
ISS 40433 L	Yan İşaret Lamba (Kırmızı) / Side Marker Lamp (Red)

Ürünlerimiz braketlidir. / Our products are bracketed.

KOLİ ÖZELLİKLER / BOX FEATURES	ÖLÇÜ / SIZE
KOLİ EBADI / BOX SIZE	610 x 315 x 350
KOLİ İÇİ ADEDİ / BOX IN PCS.	288
KOLİ AĞIRLIĞI / BOX WEIGHT	19,85 kg

## Dekoratif Led Lamba / Decorativ Led Lamp



KOD / ITEM NO	ÖZELLİKLER / FEATURES
ISS 40501	Dekoratif Led Lamba 15'li Akar Sinyal 24 cm 12-24 Volt (Sarı) Decorative Led Lamp 15 Led Dynamic Signal 24 cm 12-24 Volt (Yellow)

## Dekoratif Led Lamba / Decorativ Led Lamp



KOD / ITEM NO	ÖZELLİKLER / FEATURES
ISS 40511	Dekoratif Led Lamba 15 Led 24 cm 12-24 Volt (Sarı) Decorative Led Lamp 15 Led 24 cm 12-24 Volt (Yellow)
ISS 40512	Dekoratif Led Lamba 15 Led 24 cm 12-24 Volt (Beyaz) Decorative Led Lamp 15 Led Dynamic Signal 24 cm 12-24 Volt (White)
ISS 40513	Dekoratif Led Lamba 15 Led 24 cm 12-24 Volt (Kırmızı) Decorative Led Lamp 15 Led Dynamic Signal 24 cm 12-24 Volt (Red)

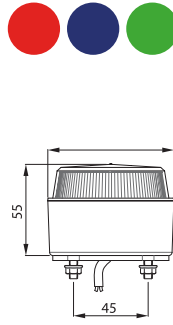
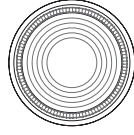
## Dekoratif Led Lamba / Decorativ Led Lamp



KOD / ITEM NO	ÖZELLİKLER / FEATURES
ISS 40521	Dekoratif Led Lamba Çakarlı 15 Led 24 cm 12-24 Volt (Sarı) Decorative Led Lamp 15 Led Dynamic Signal 24 cm 12-24 Volt (Yellow)
ISS 40522	Dekoratif Led Lamba Çakarlı 15 Led 24 cm 12-24 Volt (Beyaz) Decorative Led Lamp 15 Led 24 cm 12-24 Volt (White)
ISS 40523	Dekoratif Led Lamba Çakarlı 15 Led 24 cm 12-24 Volt (Kırmızı) Decorative Led Lamp 15 Led Dynamic Signal 24 cm 12-24 Volt (Red)
ISS 40524	Dekoratif Led Lamba Çakarlı 15 Led 24 cm 12-24 Volt (Sarı/Beyaz) Decorative Led Lamp 15 Led Dynamic Signal 24 cm 12-24 Volt (Yellow/White)

## 2 FONKSİYONLU / 2 FUNCTION

## Tepe İkaz Lamba / Flashing Beacon Lamp

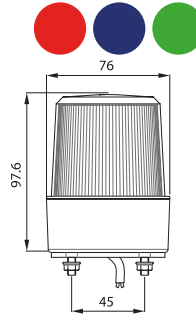
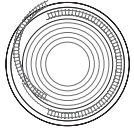


KOD / ITEM NO	ÖZELLİKLER / FEATURES
ISS 60001 L	Sarı Lensli / Amber Lens
ISS 60002 L	Kırmızı Lensli / Red Lens
ISS 60003 L	Mavi Lensli / Blue Lens
ISS 60004 L	Yeşil Lensli / Green Lens

KOLİ ÖZELLİKLER / BOX FEATURES	ÖLÇÜ / SIZE
KOLİ EBADI / BOX SIZE	525 x 395 x 300
KOLİ İÇİ ADEDİ / BOX IN PCS.	75
KOLİ AĞIRLIĞI / BOX WEIGHT	13,45 kg

## 2 FONKSİYONLU / 2 FUNCTION

## Tepe İkaz Lamba / Flashing Beacon Lamp



KOD / ITEM NO	ÖZELLİKLER / FEATURES
ISS 60101 L	Sarı Lensli / Amber Lens
ISS 60102 L	Kırmızı Lensli / Red Lens
ISS 60103 L	Mavi Lensli / Blue Lens
ISS 60104 L	Yeşil Lensli / Green Lens

KOLİ ÖZELLİKLER / BOX FEATURES	ÖLÇÜ / SIZE
KOLİ EBADI / BOX SIZE	525 x 395 x 300
KOLİ İÇİ ADEDİ / BOX IN PCS.	50
KOLİ AĞIRLIĞI / BOX WEIGHT	10,70 kg

## 2 Fonksiyonlu / 2 Function

## Tepe Döner Lamba / Rotating Beacon Lamp



KOD / ITEM NO	ÖZELLİKLER / FEATURES
ISS 60201 L	Sarı Lensli / Amber Lens
ISS 60202 L	Kırmızı Lensli / Red Lens
ISS 60203 L	Mavi Lensli / Blue Lens
ISS 60204 L	Yeşil Lensli / Green Lens

KOLİ ÖZELLİKLER / BOX FEATURES	ÖLÇÜ / SIZE
KOLİ EBADI / BOX SIZE	525 x 395 x 300
KOLİ İÇİ ADEDİ / BOX IN PCS.	36
KOLİ AĞIRLIĞI / BOX WEIGHT	9,30 kg

## H3

## Tepe Döner Lamba / Rotating Beacon Lamp



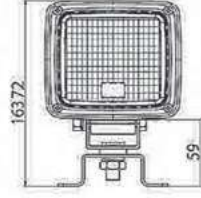
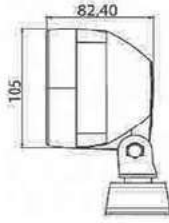
KOD / ITEM NO	ÖZELLİKLER / FEATURES
ISS 60401 L	Sarı Lensli / Amber Lens
ISS 60402 L	Kırmızı Lensli / Red Lens
ISS 60403 L	Mavi Lensli / Blue Lens
ISS 60404 L	Yeşil Lensli / Green Lens

KOLİ ÖZELLİKLER / BOX FEATURES	ÖLÇÜ / SIZE
KOLİ EBADI / BOX SIZE	525 x 395 x 300
KOLİ İÇİ ADEDİ / BOX IN PCS.	36
KOLİ AĞIRLIĞI / BOX WEIGHT	9,30 kg



12 V - 24 V

Çalışma Lamba / Working Lamp



KOD / ITEM NO	ÖZELLİKLER / FEATURES
ISS 5010	Çalışma Lambası Working Lamp

KOLİ ÖZELLİKLER / BOX FEATURES	ÖLÇÜ / SIZE
KOLİ EBADI / BOX SIZE	610 x 315 x 350
KOLİ İÇİ ADEDİ / BOX IN PCS.	24
KOLİ AĞIRLIĞI / BOX WEIGHT	13,90 kg

12 V - 24 V

Çalışma Lamba / Working Lamp



KOD / ITEM NO	ÖZELLİKLER / FEATURES
ISS 5020-1	Çalışma Lambası Ledli (Siyah Kasalı Beyaz) Working Lamp with Led
ISS 5020-2	Çalışma Lambası Ledli(Siyah Kasalı Sarı) Working Lamp with Led
ISS 5020-3	Çalışma Lambası Ledli (Siyah Kasalı Kırmızı) Working Lamp with Led
ISS 5020-4	Çalışma Lambası Ledli (Beyaz Kasalı Beyaz Camlı) Working Lamp with Led
ISS 5020-5	Çalışma Lambası Ledli (Kırmızı Kasalı Kırmızı Camlı) Working Lamp with Led
ISS 5020-6	Çalışma Lambası Ledli (Sarı Kasalı Sarı Camlı) Working Lamp with Led

KOLİ ÖZELLİKLER / BOX FEATURES	ÖLÇÜ / SIZE
KOLİ EBADI / BOX SIZE	610 x 315 x 350
KOLİ İÇİ ADEDİ / BOX IN PCS.	48
KOLİ AĞIRLIĞI / BOX WEIGHT	21,1 kg



12 V - 24 V

Flaşlı Çalışma Lamba / Working Lamp

FLAŞLI



KOD / ITEM NO	ÖZELLİKLER / FEATURES
ISS 5030-1	Çalışma Lambası Ledli (Siyah Kasalı Beyaz) Working Lamp with Led
ISS 5030-2	Çalışma Lambası Ledli (Siyah Kasalı Sarı) Working Lamp with Led
ISS 5030-3	Çalışma Lambası Ledli (Siyah Kasalı Kırmızı) Working Lamp with Led
ISS 5030-4	Çalışma Lambası Ledli (Beyaz Kasalı Beyaz Camlı) Working Lamp with Led
ISS 5030-5	Çalışma Lambası Ledli (Kırmızı Kasalı Kırmızı Camlı) Working Lamp with Led
ISS 5030-6	Çalışma Lambası Ledli (Sarı Kasalı Sarı Camlı) Working Lamp with Led

KOLİ ÖZELLİKLER / BOX FEATURES	ÖLÇÜ / SIZE
KOLİ EBADI / BOX SIZE	610 x 315 x 350
KOLİ İÇİ ADEDİ / BOX IN PCS.	48
KOLİ AĞIRLIĞI / BOX WEIGHT	21,1 kg



## Ledli Flaşı Çalışma Lambası / Working Lamp With Flashing



KOD / ITEM NO	ÖZELLİKLER / FEATURES
ISS 5040	Ledli Flaşı Çalışma Lambası / Working Lamp With Flashing

## Led Bar



KOD / ITEM NO	ÖZELLİKLER / FEATURES
ISS 50501	60 cm Sarı Camlı Butonlu Kontrol 60 cm - Led Bar With Yellow Lens - Button Control
ISS 50502	60 cm Beyaz Camlı Sarı Led Butonlu Kontrol 60 cm - Led Bar With White Lens - Button Control
ISS 50503	90 cm Sarı Camlı Butonlu Kontrol 90 cm - Led Bar With Yellow Lens - Button Control
ISS 50504	90 cm Beyaz Camlı Sarı Led Butonlu Kontrol 90 cm - Led Bar With White Lens - Button Control
ISS 50505	120 cm Sarı Camlı Butonlu Kontrol 120 cm - Led Bar With Yellow Lens - Button Control
ISS 50506	120 cm Beyaz Camlı Sarı Led Butonlu Kontrol 120 cm - Led Bar With White Lens - Button Control

## Led Bar



KOD / ITEM NO	ÖZELLİKLER / FEATURES
ISS 50511	60 cm Sarı Camlı Kumandalı 60 cm Led Bar With Yellow Lens Remote Control
ISS 50512	60 cm Beyaz Camlı Sarı Led Kumandalı 60 cm Led Bar With White Lens Remote Control
ISS 50513	90 cm Sarı Camlı Kumandalı 90 cm Led Bar With Yellow Lens Remote Control
ISS 50514	90 cm Beyaz Camlı Sarı Kumandalı 90 cm Led Bar With White Lens Remote Control
ISS 50515	120 cm Sarı Camlı Kumandalı 120 cm Led Bar With Yellow Lens Remote Control
ISS 50516	120 cm Beyaz Camlı Sarı Led Kumandalı 120 cm Led Bar With White Lens Remote Control

## Üçgen Reflektör / Triangle Reflector




KOD / ITEM NO	ÖZELLİKLER / FEATURES
ISS 2009 Y	Üçgen Reflektör (Sarı) Triangle Reflector (Yellow)
ISS 2009 R	Üçgen Reflektör (Kırmızı) Triangle Reflector (Red)
ISS 2009 W	Üçgen Reflektör (Beyaz) Triangle Reflector (White)
ISS 2009 B	Üçgen Reflektör (Mavi) Triangle Reflector (Blue)

KOLİ ÖZELLİKLER / BOX FEATURES	ÖLÇÜ / SIZE
KOLİ EBADI / BOX SIZE	610 x 315 x 350
KOLİ İÇİ ADEDİ / BOX IN PCS.	288
KOLİ AĞIRLIĞI / BOX WEIGHT	20,40 kg

## (Siyah Zeminli / Black Background)

## Üçgen Reflektör / Triangle Reflector



KOD / ITEM NO	ÖZELLİKLER / FEATURES
ISS 2010 Y	Üçgen Reflektör (Sarı) Triangle Reflector (Yellow)
ISS 2010 R	Üçgen Reflektör (Kırmızı) Triangle Reflector (Red)
ISS 2010 W	Üçgen Reflektör (Beyaz) Triangle Reflector (White)
ISS 2010 B	Üçgen Reflektör (Mavi) Triangle Reflector (Blue)

KOLİ ÖZELLİKLER / BOX FEATURES	ÖLÇÜ / SIZE
KOLİ EBADI / BOX SIZE	610 x 315 x 350
KOLİ İÇİ ADEDİ / BOX IN PCS.	288
KOLİ AĞIRLIĞI / BOX WEIGHT	20,70 kg

## (Beyaz Zeminli / White Background)

## Üçgen Reflektör / Triangle Reflector



KOD / ITEM NO	ÖZELLİKLER / FEATURES
ISS 2011 Y	Üçgen Reflektör (Sarı) Triangle Reflector (Yellow)
ISS 2011 R	Üçgen Reflektör (Kırmızı) Triangle Reflector (Red)
ISS 2011 W	Üçgen Reflektör (Beyaz) Triangle Reflector (White)
ISS 2011 B	Üçgen Reflektör (Mavi) Triangle Reflector (Blue)

KOLİ ÖZELLİKLER / BOX FEATURES	ÖLÇÜ / SIZE
KOLİ EBADI / BOX SIZE	610 x 315 x 350
KOLİ İÇİ ADEDİ / BOX IN PCS.	288
KOLİ AĞIRLIĞI / BOX WEIGHT	20,70 kg

Çakmak Fişi / Cigarette Lighter Plug



KOD / ITEM NO

ISS 3000

Çakmak Fişi / Cigarette Lighter Plug



KOD / ITEM NO

ISS 3001

Tamir Takım Seti / Repair Kit



KOD / ITEM NO

ISS 8000

ISS 8000 K

ÖZELLİKLER / FEATURES

Kablolu

Soket Set / Socket Set



KOD / ITEM NO

ISS 8001

MP4 Soket / MP4 Socket



KOD / ITEM NO

ISS 8002

Tamir Takım Seti 4 Pim / Repair Kit 4 Pole



KOD / ITEM NO

ISS 8003



## Yangın Tüpü Dolabı / Fire Extinguisher Box

KOD / ITEM NO	ÖZELLİKLER / FEATURES
---------------	-----------------------

ISS 7001

6 - 9 kg

KOLİ ÖZELLİKLER / BOX FEATURES	ÖLÇÜ / SIZE
--------------------------------	-------------

KOLİ EBADI / BOX SIZE

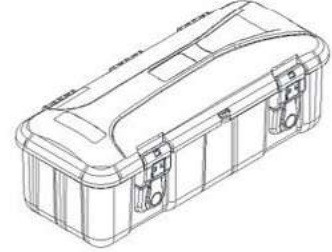
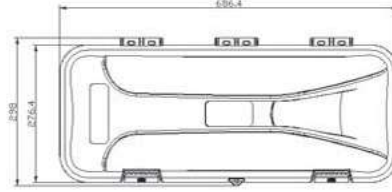
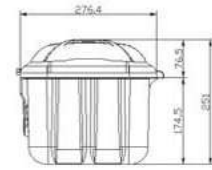
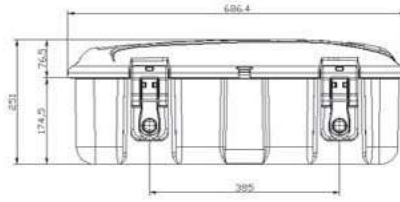
700 x 311 x 260

KOLİ İÇİ ADEDİ / BOX IN PCS.

1

KOLİ AĞIRLIĞI / BOX WEIGHT

3,70 kg





A series of horizontal lines spanning the width of the page, providing a template for writing or drawing.



A series of horizontal lines spanning the width of the page, providing a template for writing or drawing.



# ISS®



## İŞIKSAN OTOMOTİV TEKS. İNŞ. SAN. ve TİC. LTD. ŞTİ.

📍 Sancaktepe Mah. Millet Cad. No: 36 /2  
Silivri - İstanbul /TÜRKİYE

☎️ +90 212 746 51 56 / +90 212 746 52 16

📠 +90 212 746 58 25

✉️ info@isiksan.com

🌐 www.isiksan.com